



CAF® | TotalEnergies
AFRICA CUP
OF NATIONS
CÔTE D IVOIRE 23



Congo DR 3 - 1 Guinea

Quarter-final - Match 46
02 February 2024
20:00 Kick Off
Stade Olympique d'Ebimpé

POST MATCH SUMMARY REPORT

Match Summary - Teams



Congo DR



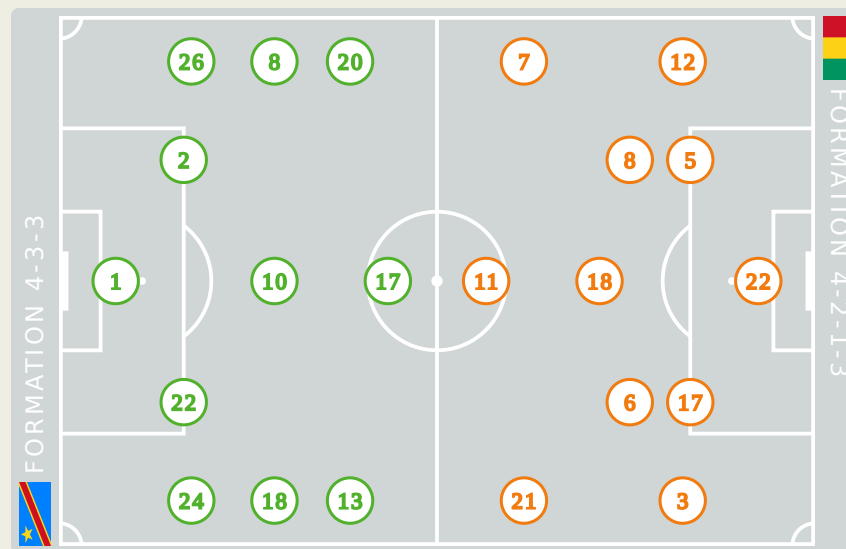
Guinea

STARTING

- 1 GK MPASI Lionel
- 2 DF INONGA Henoc
- 8 MF MOUTOUSSAMY Samuel
- 10 MF BONGONDA Theo ↓ 84'
- 13 MF ELIA Meschack ↓ 59'
- 17 FW BAKAMBU Cedric ↓ 72'
- 18 MF PICKEL Charles
- 20 FW WISSA Yoane ⚽ 65' ↓ 84'
- 22 DF MBEMBA Chancel (C) ⚽ 27'
- 24 DF KALULU Gedeon
- 26 DF MASUAKU Arthur ⏱ 37' ⚽ 82'

SUBSTITUTES

- 16 GK BERTAUD Dimitry
- 21 GK SIADI Baggio
- 4 DF BAYEYE Brian
- 5 DF BATUBINSIKA Dylan
- 6 MF TSHIBOLA Aaron ↑ 84'
- 7 MF DIANGANA Grady
- 11 FW SILAS ↑ 59'
- 12 DF KAYEMBE Joris ↑ 84'
- 14 MF KAKUTA Gael
- 15 DF BUSHIRI Rocky
- 19 FW MAYELE Fiston
- 23 FW BANZA Simon ↑ 72'
- 27 MF MFULU Omenuke



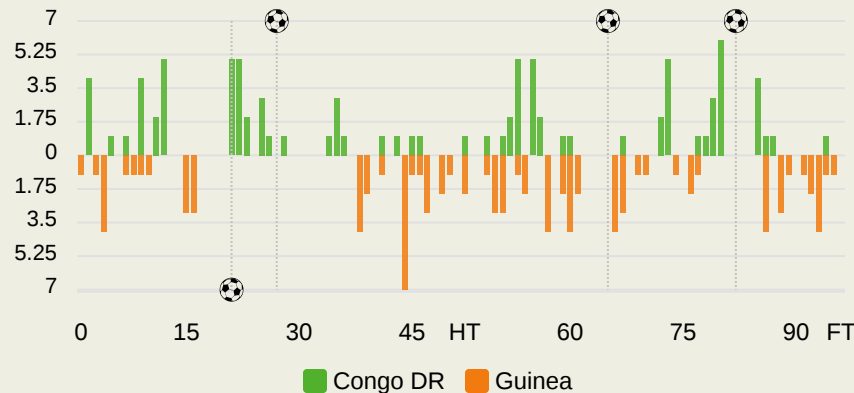
STARTING

- KONE Ibrahim GK 22
- SYLLA Issiaga DF 3
- DIAKHABY Mouctar DF 5
- ↓ 69' ⏱ 64' DIAWARA Amadou MF 6
- ↓ 59' GUILAVOGUI Morgan FW 7
- (C) KEITA Naby MF 8
- ↓ 90+2' ⚽ 21' BAYO Mohamed FW 11
- ↓ 90+1' DIAKITE Ibrahim DF 12
- JEANVIER Julian DF 17
- CAMARA Aguibou MF 18
- ↓ 59' SYLLA Sekou DF 21

SUBSTITUTES

- KEITA Aly GK 1
- CAMARA Moussa GK 16
- ↑ 90+1' CONTE Antoine DF 2
- SOW Saidou DF 4
- ↑ 69' GUIRASSY Serhou FW 9
- ILAIX MORIBA MF 10
- CAMARA Mohamed Ali DF 13
- CISSE Karim MF 14
- CISSE Seydouba MF 15
- ↑ 90+2' KAMANO Francois FW 19
- KONATE Mory MF 20
- ↑ 59' TOURE Abdoulaye MF 23
- KANTE Jose FW 24
- ⏱ 79' ↑ 59' CONTE Facinet FW 25


Distribution in the Final Third



Match Summary - Key Statistics



Congo DR



Guinea



Possession

Total	36.8%	10.6%	52.6%	Total
3	Goals			1
13 (3)	Attempts at Goal (On Target)			7 (2)
275 (215)	Total Passes (Complete)			446 (375)
78 %	Pass Completion %			84 %
42	Completed Line Breaks			73
5	Defensive Line Breaks			8
70	Receptions in the Final Third			59
17	Crosses			17
10	Ball Progressions			10
170 (34)	Defensive Pressures Applied (Direct Pressures)			142 (31)
55	Forced Turnovers			40
47	Second Balls			55



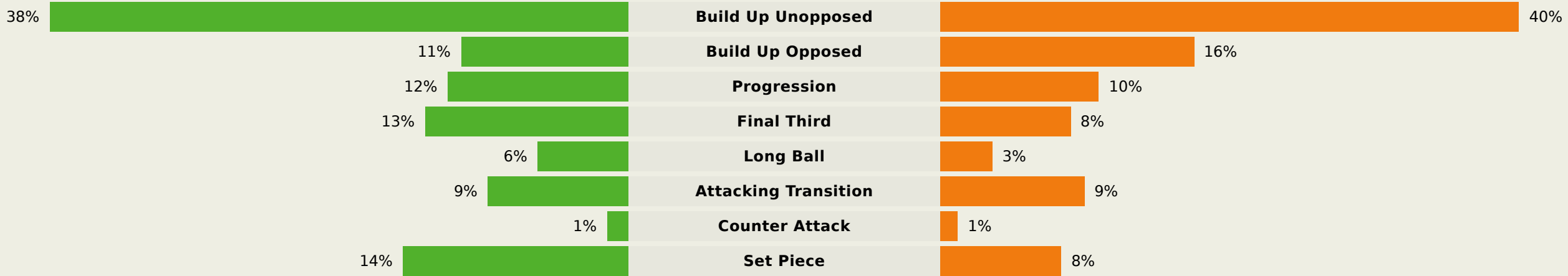
Congo DR

Phases of Play

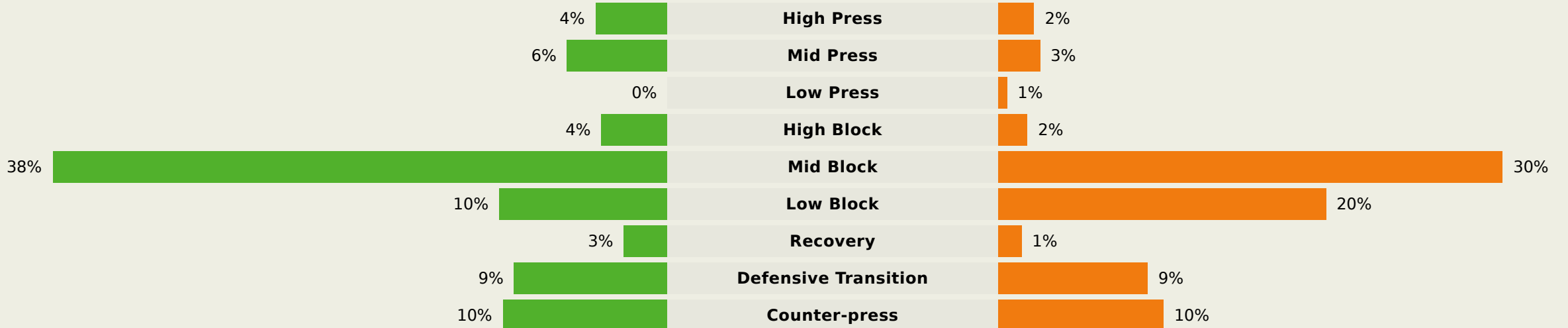
Guinea



IN POSSESSION



OUT OF POSSESSION



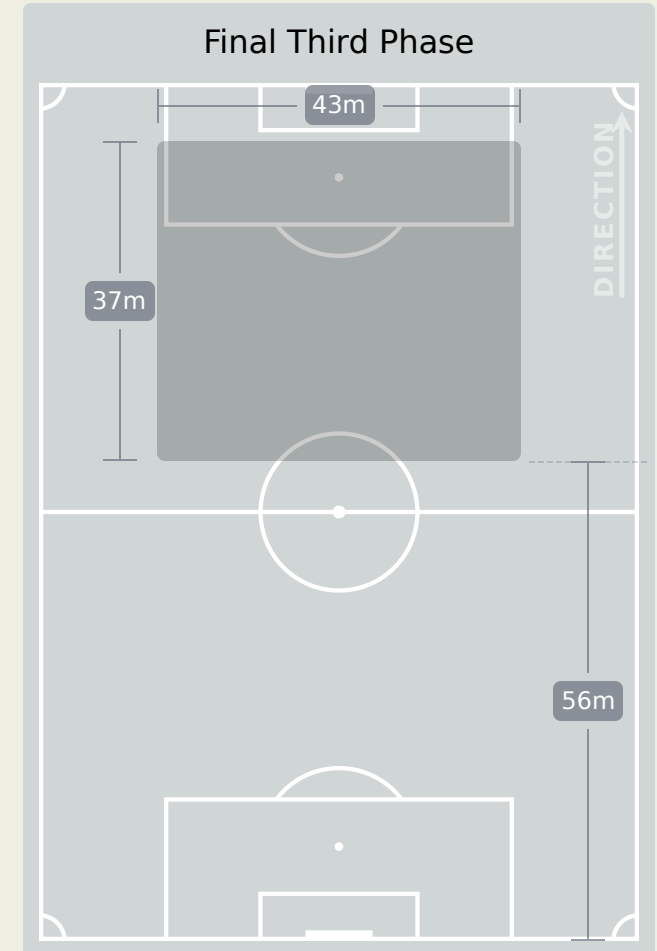
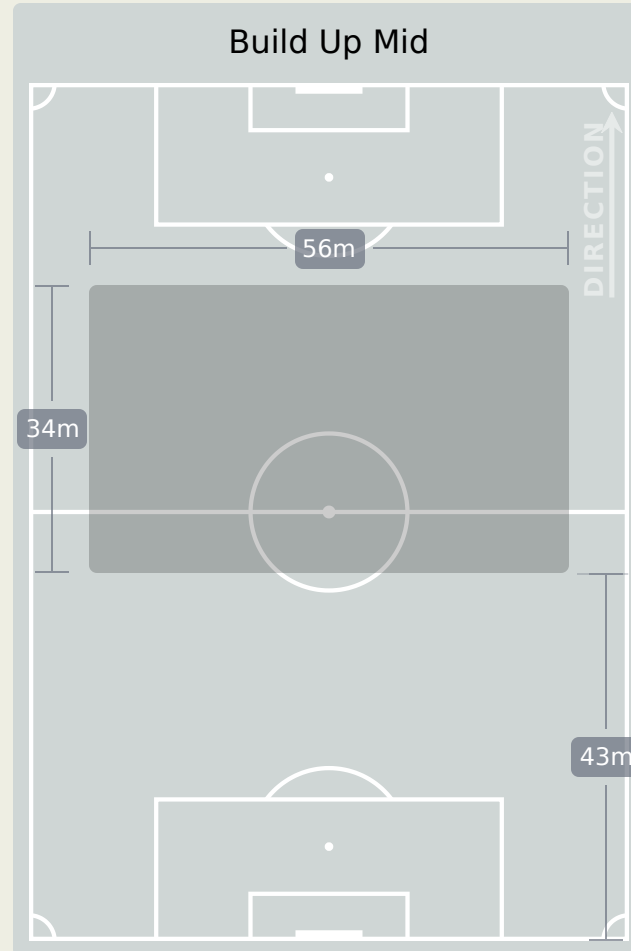
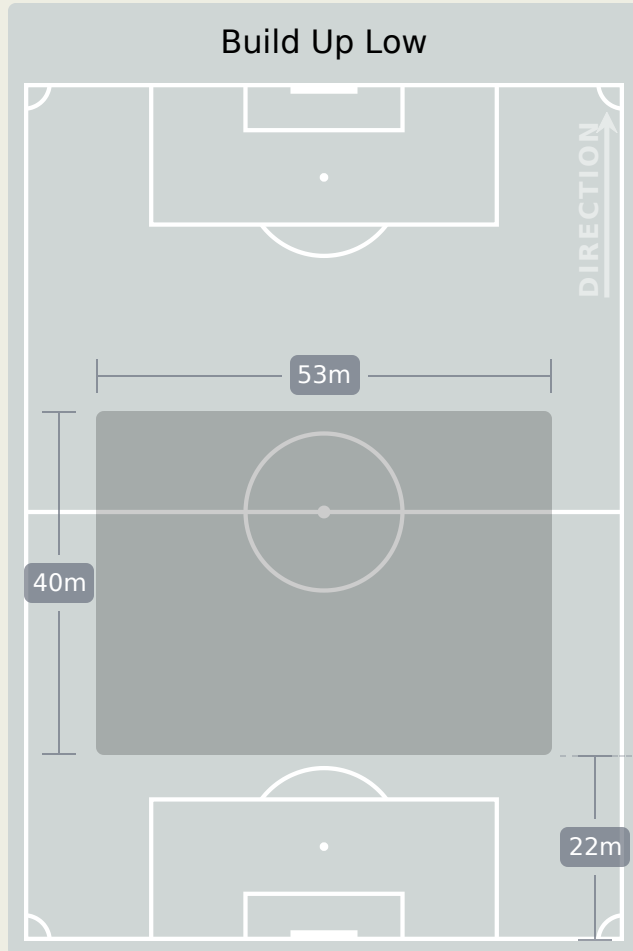


IN POSSESSION

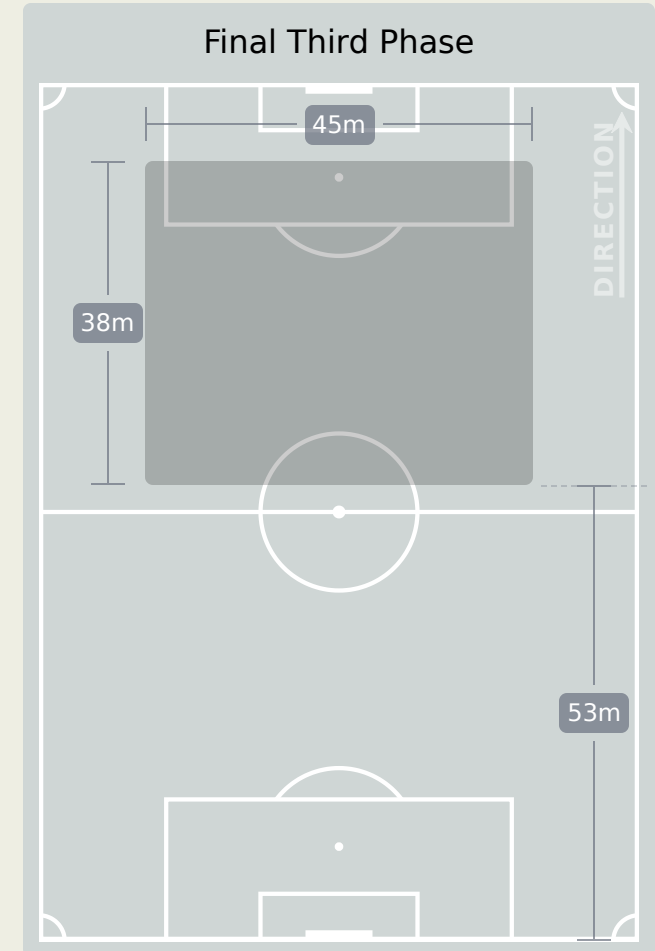
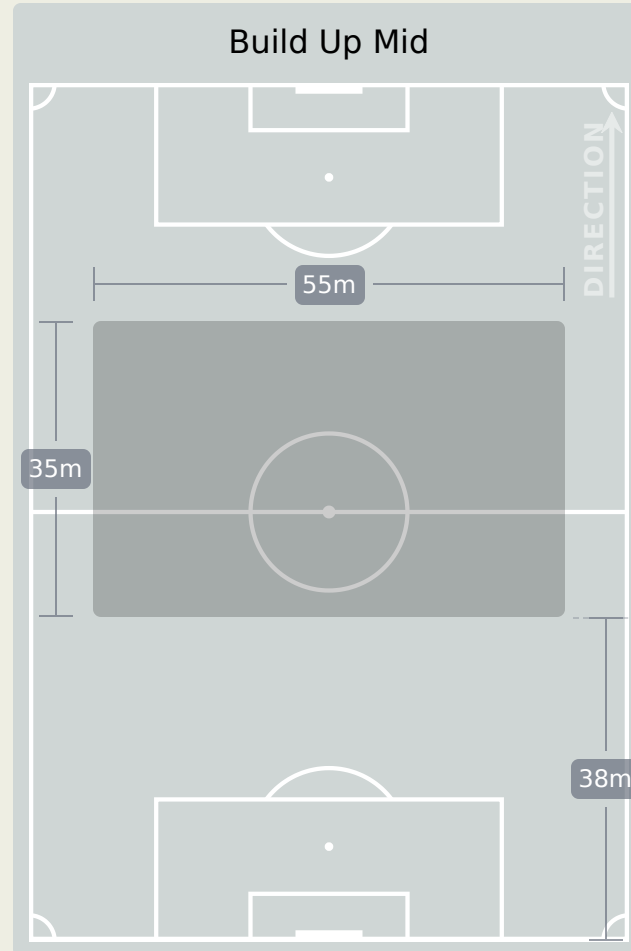
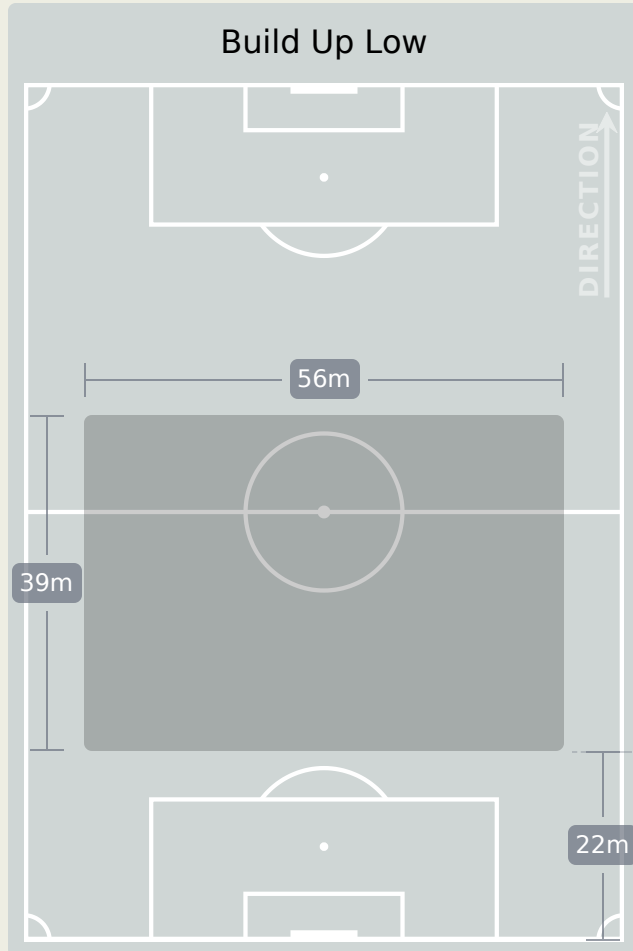


Congo DR v Guinea

In Possession Line Height & Team Length



In Possession Line Height & Team Length



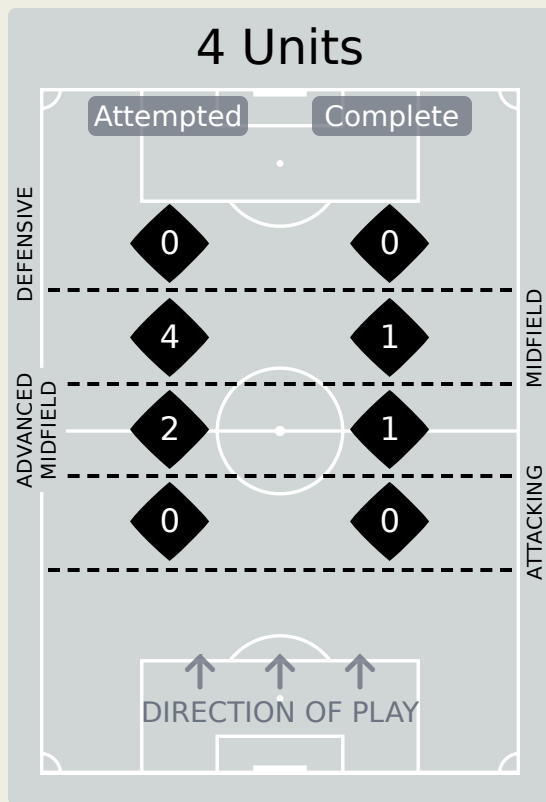
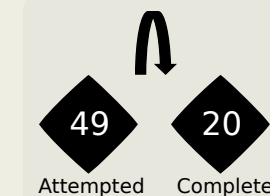
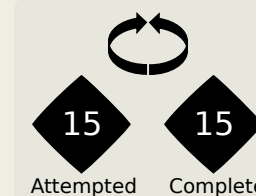
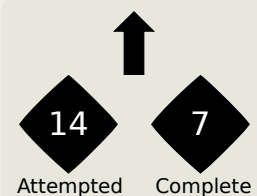
Line Breaks



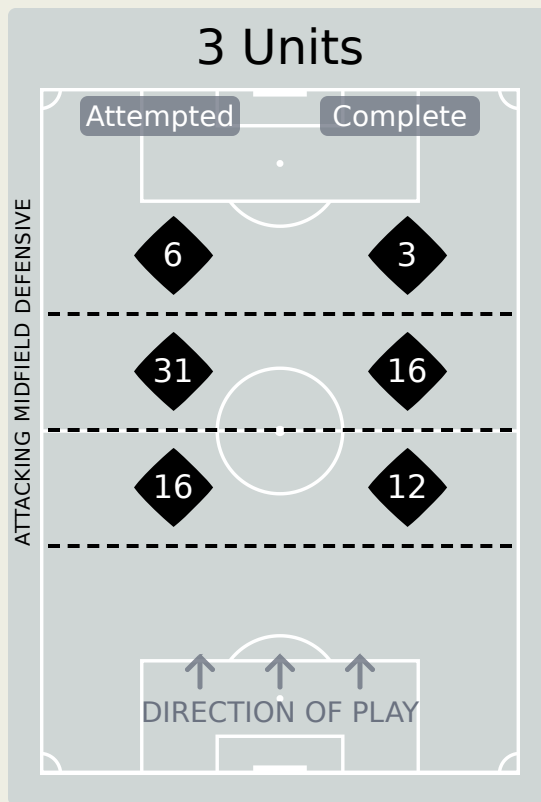
Congo DR

Attempted Line Breaks

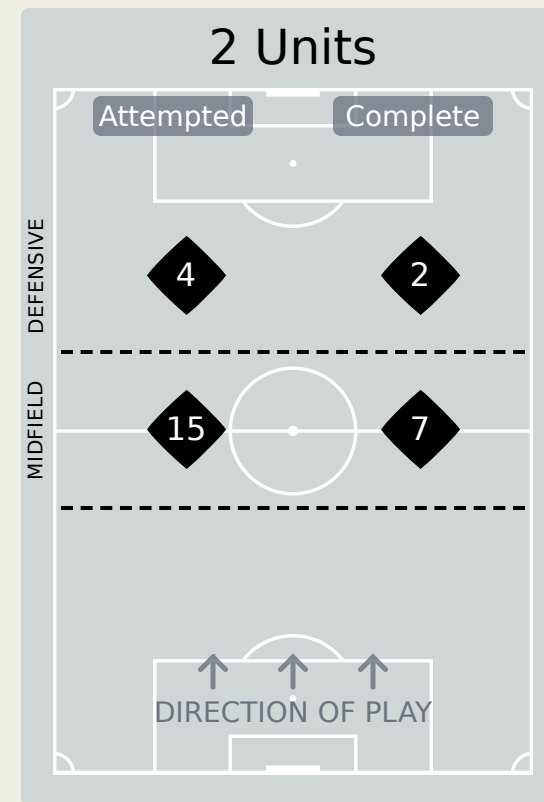
78



Attempted Line Breaks	6
Inside Shape	6
Outside Shape	0



Attempted Line Breaks	53
Inside Shape	32
Outside Shape	21

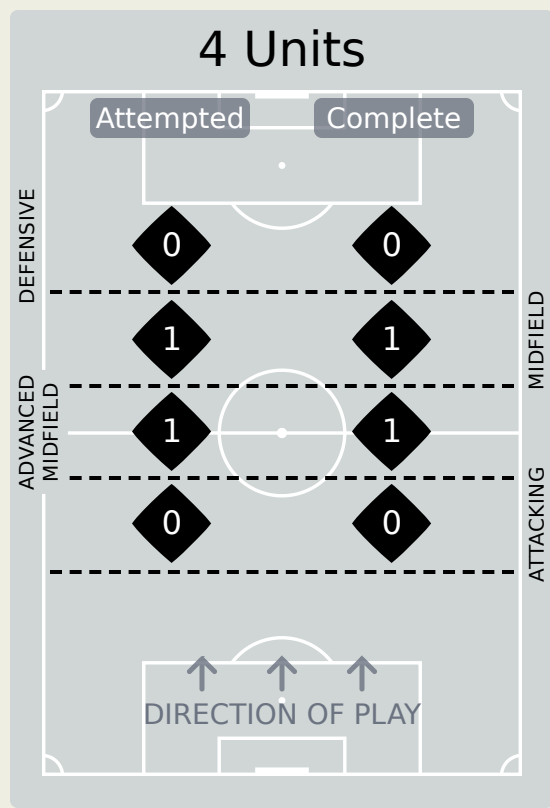
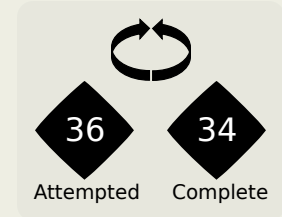
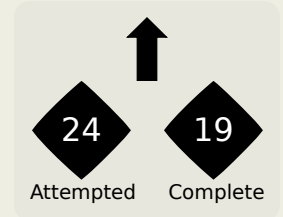


Attempted Line Breaks	19
Inside Shape	16
Outside Shape	3

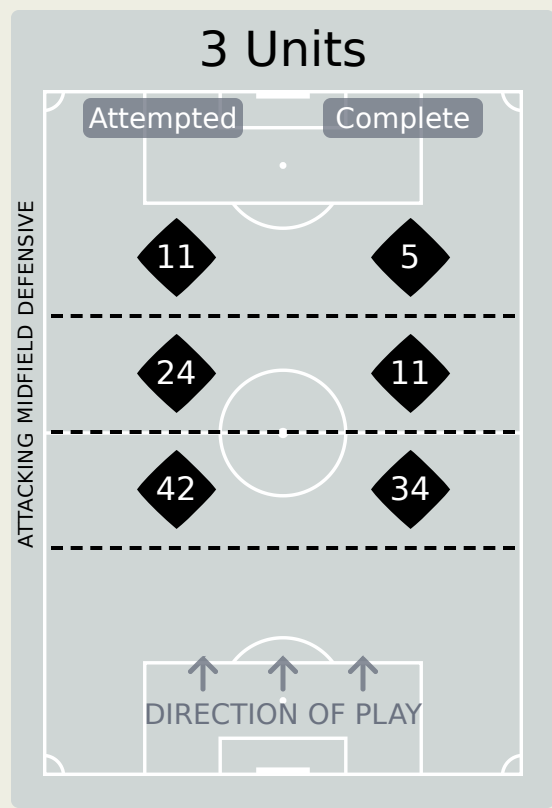
Line Breaks



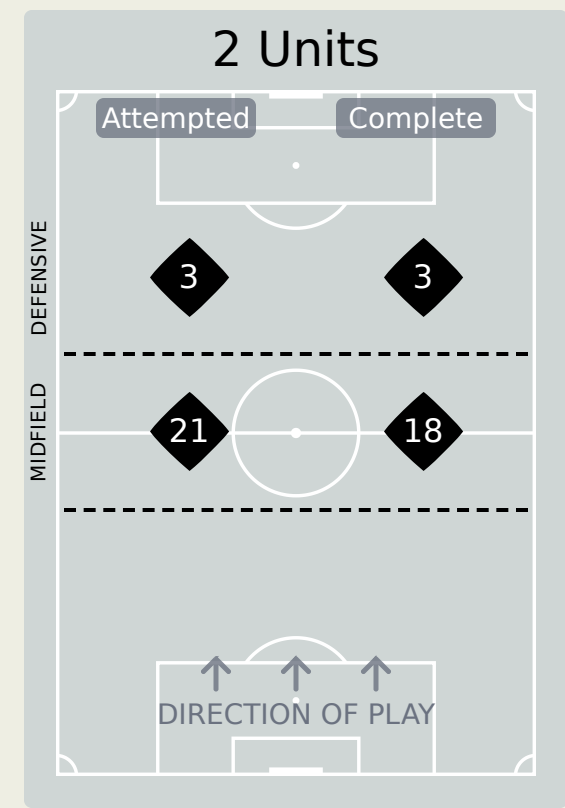
Attempted Line Breaks
103



Attempted Line Breaks 2
Inside Shape 2
Outside Shape 0



Attempted Line Breaks 77
Inside Shape 48
Outside Shape 29



Attempted Line Breaks 24
Inside Shape 16
Outside Shape 8

Line Breaks



					4 Units				3 Units			2 Units		Direction			Distribution Type		
#	Player	Line Breaks Attempted	Line Breaks Completed	Line Break Completion %	Attacking Line	Attacking Midfield Line	Midfield Line	Defensive Line	Attacking Line	Midfield Line	Defensive Line	Midfield Line	Defensive Line	Through	Around	Over	Pass	Cross	Ball Progression
1	MPASI Lionel	8	2	25%	0	0	1	0	2	4	0	1	0	0	0	8	8	0	0
2	INONGA Henoc	6	2	33%	0	0	0	0	4	1	0	1	0	2	2	2	6	0	0
8	MOUTOUSSAMY Samuel	7	3	42%	0	0	0	0	1	5	1	0	0	1	1	5	6	0	1
10	BONGONDA Theo	1	1	100%	0	0	0	0	0	0	0	0	1	1	0	0	0	0	1
13	ELIA Meschack	2	1	50%	0	0	0	0	0	1	1	0	0	1	1	0	0	1	1
17	BAKAMBU Cedric	0	0	0%	0	0	0	0	0	0	0	0	0	0	0	0	0	0	0
18	PICKEL Charles	4	3	75%	0	0	0	0	2	1	0	1	0	1	1	2	4	0	0
20	WISSA Yoane	4	2	50%	0	0	1	0	1	1	0	0	1	2	0	2	4	0	0
22	MBEMBA Chancel	8	5	62%	0	1	0	0	1	4	1	1	0	1	3	4	8	0	0
24	KALULU Gedeon	10	5	50%	0	0	0	0	2	7	0	1	0	0	2	8	10	0	0
26	MASUAKU Arthur	22	13	59%	0	0	2	0	2	5	1	10	2	4	3	15	19	3	0
6	TSHIBOLA Aaron	0	0	0%	0	0	0	0	0	0	0	0	0	0	0	0	0	0	0
11	SILAS	3	2	66%	0	1	0	0	0	1	1	0	0	1	1	1	1	0	2
12	KAYEMBE Joris	1	1	100%	0	0	0	0	1	0	0	0	0	0	0	1	1	0	0
23	BANZA Simon	2	2	100%	0	0	0	0	0	1	1	0	0	0	1	1	2	0	0



Passing Networks

#	Passes From ↓ to →	MPASI Lionel	INONGA Henoc	MOUTOUSSAMY Samuel	BONGONDA Theo	ELIA Meschack	BAKAMBU Cedric	PICKEL Charles	WISSA Yoane	MBEMBA Chancel	KALULU Gedeon	MASUAKU Arthur	TSHIBOLA Aaron	SILAS	KAYEMBE Joris	BANZA Simon
1	MPASI Lionel		3	0	0	0	0	1	0	6	1	0	0	1	0	1
2	INONGA Henoc	3		4	0	0	0	1	2	12	0	10	0	0	0	0
8	MOUTOUSSAMY Samuel	1	1		1	2	0	1	4	2	2	2	0	1	0	0
10	BONGONDA Theo	1	0	2		0	0	0	2	0	0	1	0	0	0	1
13	ELIA Meschack	0	0	0	1		0	1	0	0	3	0	0	0	0	0
17	BAKAMBU Cedric	0	0	0	0	0		0	0	0	0	0	0	0	0	0
18	PICKEL Charles	0	0	3	1	1	0		0	5	4	3	0	2	1	0
20	WISSA Yoane	1	0	1	1	0	1	0		2	1	6	0	0	0	0
22	MBEMBA Chancel	1	16	2	0	1	1	4	2		10	0	0	0	0	0
24	KALULU Gedeon	2	0	2	2	3	0	2	2	3		0	0	1	0	0
26	MASUAKU Arthur	2	5	1	0	0	0	4	4	2	0		0	1	1	1
6	TSHIBOLA Aaron	0	0	0	0	0	0	0	0	0	0	1		0	0	0
11	SILAS	0	0	1	0	0	0	0	0	0	0	0	0		0	0
12	KAYEMBE Joris	0	0	1	0	0	0	2	0	0	0	0	1	0		0
23	BANZA Simon	0	0	1	2	0	0	0	0	0	0	0	0	0	0	

Top 5 Player to Player Passers		
Player	Passed To	% of Total Team Passes
MBEMBA Chancel	INONGA Henoc	8.4%
INONGA Henoc	MBEMBA Chancel	6.3%
INONGA Henoc	MASUAKU Arthur	5.2%
MBEMBA Chancel	KALULU Gedeon	5.2%
MPASI Lionel	MBEMBA Chancel	3.1%

Passing Networks

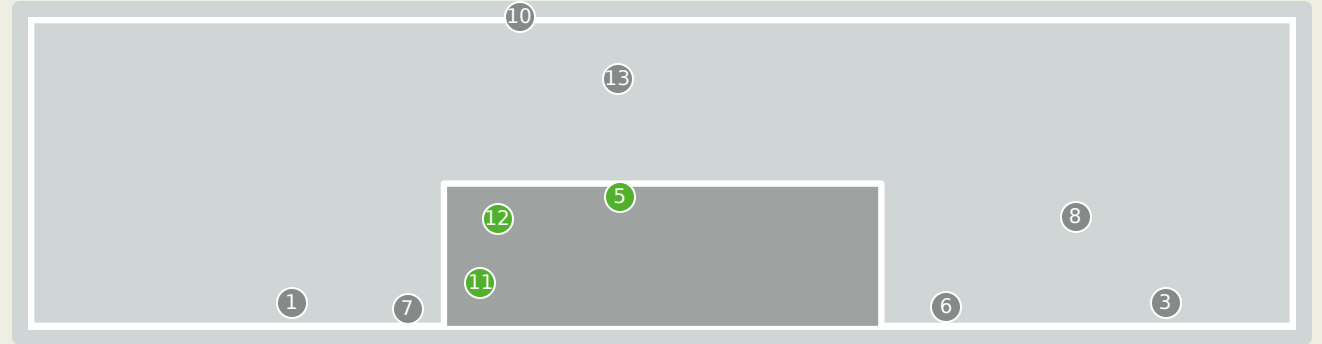
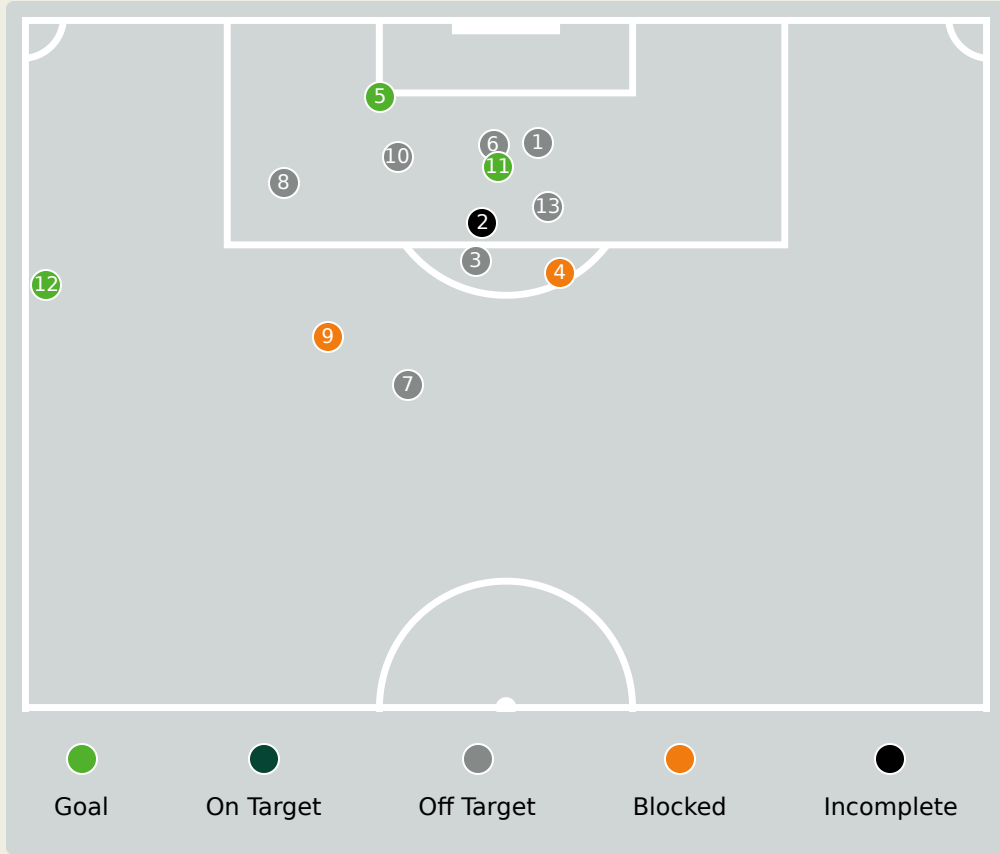






#	Passes From ↓ to →	KONE Ibrahim	SYLLA Issiaga	DIAKHABY Mouctar	DIAWARA Amadou	GUILAVOGUI Morgan	KEITA Naby	BAYO Mohamed	DIAKITE Ibrahim	JEANVIER Julian	CAMARA Aguibou	SYLLA Sekou	CONTE Antoine	GUIRASSY Serhou	KAMANO Francois	TOURE Abdoulaye	CONTE Facinet
22	KONE Ibrahim		1	14	3	2	1	0	2	8	5	0	0	0	0	4	0
3	SYLLA Issiaga	3		1	2	0	3	0	0	5	2	0	0	1	1	1	1
5	DIAKHABY Mouctar	11	1		3	0	2	2	9	17	5	0	0	0	0	4	1
6	DIAWARA Amadou	1	2	9		5	3	1	7	1	4	1	0	0	0	2	0
7	GUILAVOGUI Morgan	0	0	1	1		4	3	2	0	6	0	0	0	0	0	0
8	KEITA Naby	2	2	0	4	3		2	2	4	10	3	0	1	0	2	0
11	BAYO Mohamed	1	1	0	0	3	1		2	1	1	0	0	0	0	0	1
12	DIAKITE Ibrahim	1	0	10	6	5	1	1		0	1	0	0	0	0	0	0
17	JEANVIER Julian	9	7	13	7	0	4	0	1		1	1	0	0	0	6	0
18	CAMARA Aguibou	0	3	3	5	7	5	4	2	2		1	0	1	0	4	1
21	SYLLA Sekou	0	2	0	2	0	1	0	0	0	0		0	0	0	0	0
2	CONTE Antoine	0	0	0	0	0	0	0	0	0	0	0		0	0	0	0
9	GUIRASSY Serhou	0	1	0	0	0	1	0	0	0	0	0	0		0	0	0
19	KAMANO Francois	0	0	0	0	0	0	0	0	0	0	0	0	0		0	0
23	TOURE Abdoulaye	2	1	3	0	0	3	0	1	4	4	0	0	1	0		3
25	CONTE Facinet	0	1	0	0	0	2	0	0	0	0	0	0	0	0	0	

Top 5 Player to Player Passers

Player	Passed To	% of Total Team Passes
DIAKHABY Mouctar	JEANVIER Julian	4.7%
KONE Ibrahim	DIAKHABY Mouctar	3.9%
JEANVIER Julian	DIAKHABY Mouctar	3.6%
DIAKHABY Mouctar	KONE Ibrahim	3.1%
KEITA Naby	CAMARA Aguibou	2.8%

Attempts at Goal




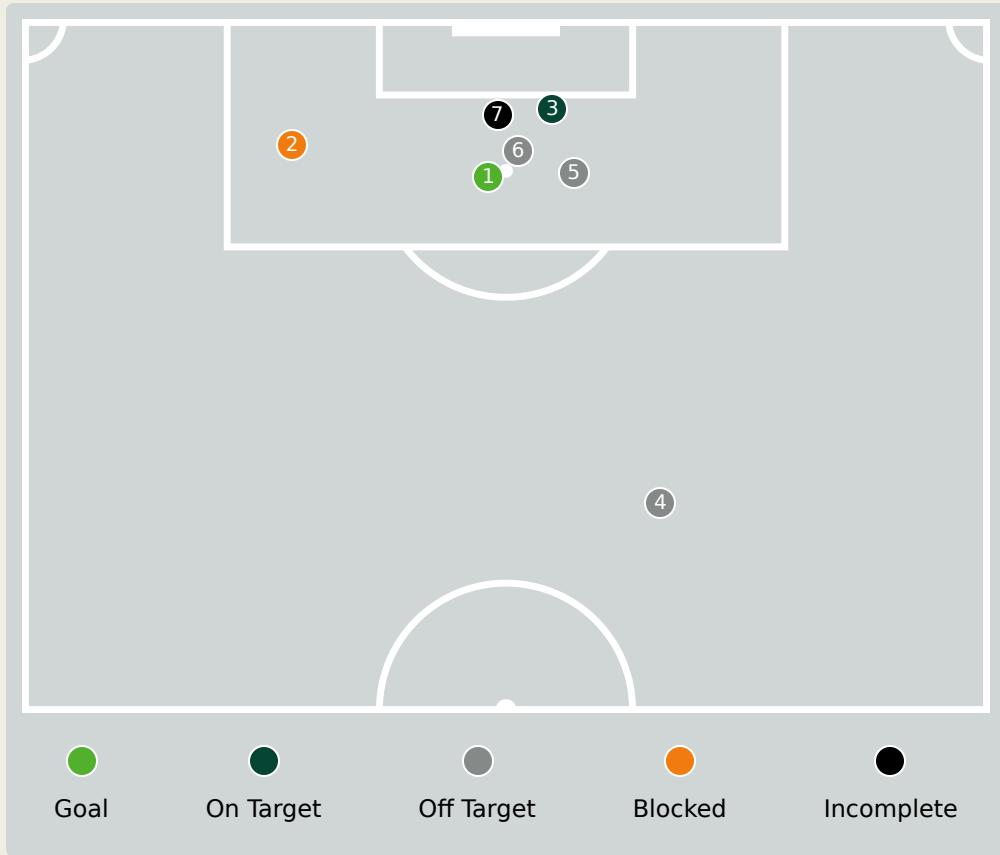
Key	Outcome	Shots
	Goals	3
	On Target	0
	Off Target	7
	Blocked	2
	Incomplete	1



Attempts at Goal



Time	Player	Outcome	Body Part	Delivery Type
2	20 WISSA Yoane	Off Target	Right Foot	Other
12	8 MOUTOUSSAMY Samuel	Incomplete - Defensive Event	Left Foot	Cross
12	10 BONGONDA Theo	Off Target	Left Foot	Pass
25	20 WISSA Yoane	Incomplete - Blocked	Right Foot	Pass
26	22 MBEMBA Chancel	On Target - Goal	Left Foot	Loose Ball
43	17 BAKAMBU Cedric	Off Target	Right Foot	Freekick
48	20 WISSA Yoane	Deflected Off Target - Defensive Event	Right Foot	Freekick
52	20 WISSA Yoane	Off Target	Right Foot	Pass
55	18 PICKEL Charles	Incomplete - Blocked	Right Foot	Pass
56	20 WISSA Yoane	Off Target	Left Foot	Pass
64	20 WISSA Yoane	On Target - Goal	Right Foot	Penalty
81	26 MASUAKU Arthur	On Target - Goal	Left Foot	Freekick
94	11 SILAS	Off Target	Right Foot	Ball Progression

Attempts at Goal



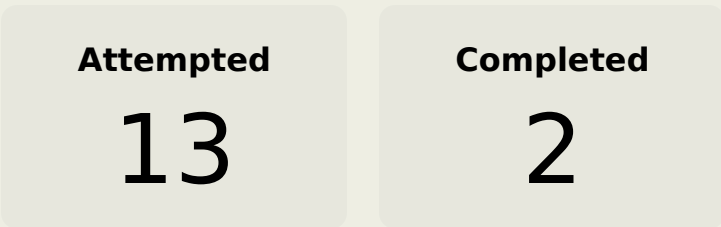
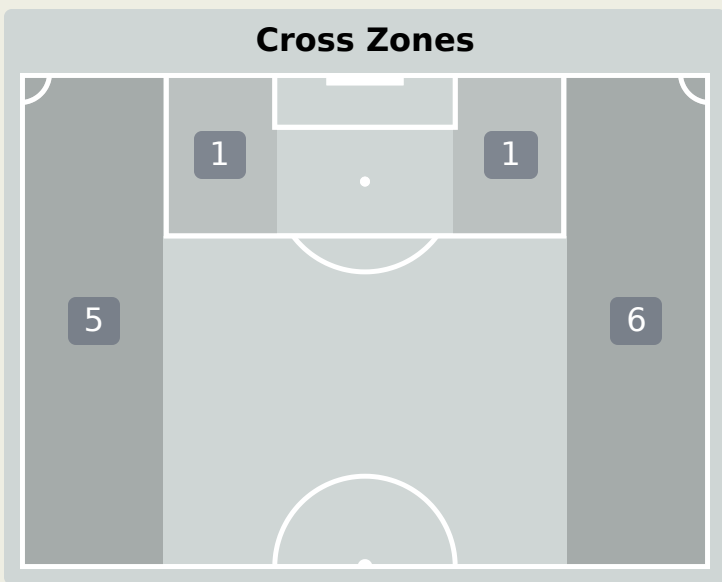
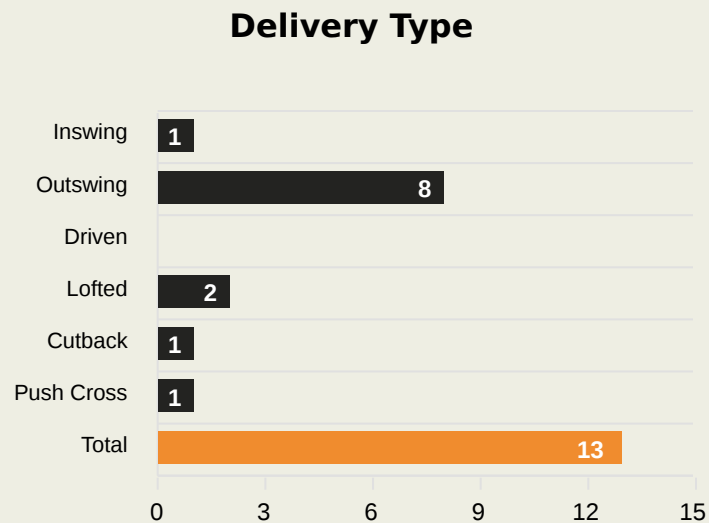
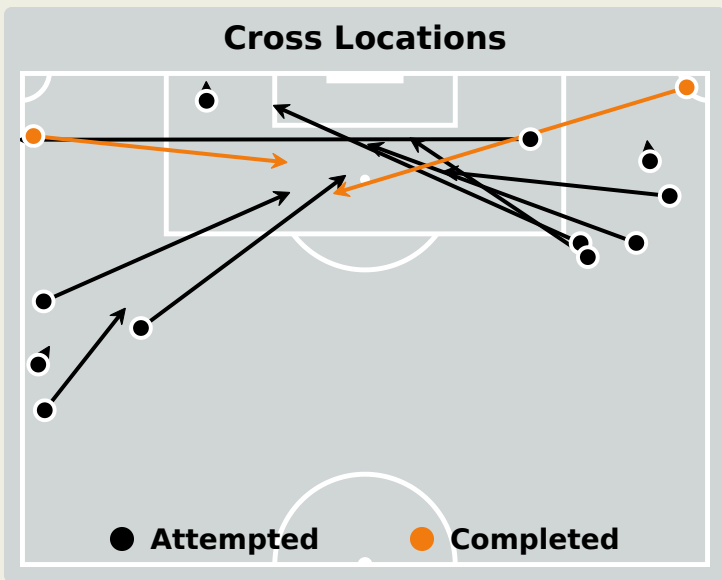
Key	Outcome	Shots
	Goals	1
	On Target	1
	Off Target	3
	Blocked	1
	Incomplete	1

Attempts at Goal



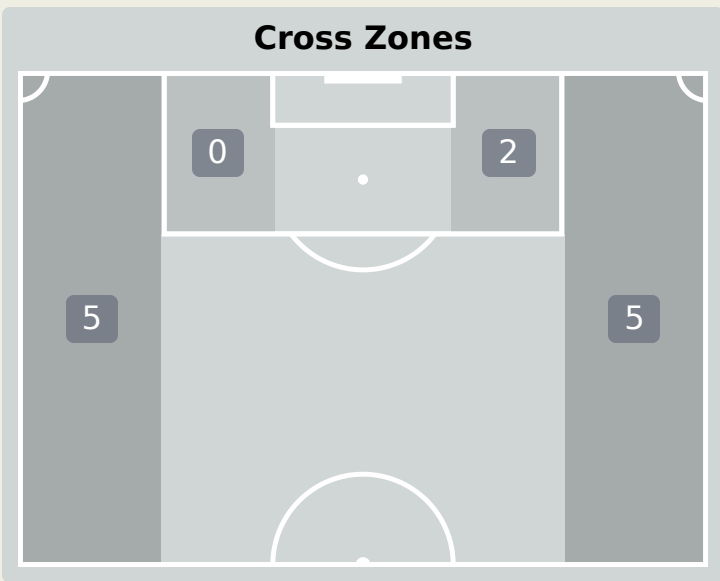
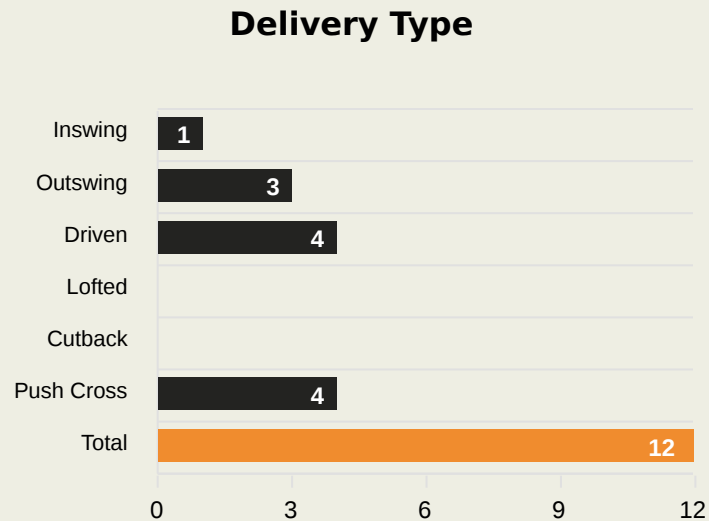
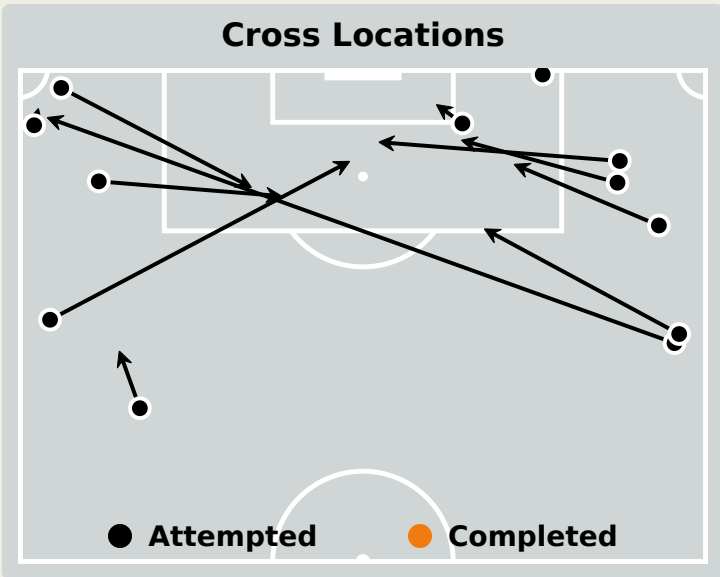
Time	Player	Outcome	Body Part	Delivery Type
20	11 BAYO Mohamed	On Target - Goal	Right Foot	Penalty
47	11 BAYO Mohamed	Incomplete - Blocked	Left Foot	Pass
69	5 DIAKHABY Mouctar	On Target - Saved	Head	Freekick
82	11 BAYO Mohamed	Off Target	Right Foot	Pass
92	17 JEANVIER Julian	Deflected Off Target - Defensive Event	Right Foot	Other
93	9 GUIRASSY Serhou	Deflected Off Target - Defensive Event	Head	Corner
93	17 JEANVIER Julian	Incomplete - Player On Ball Error	Head	Corner

Crosses (Open Play)



#	Player	Inswing	Outswing	Driven	Lofted	Cutback	Push Cross	Total Attempted
1	MPASI Lionel	0	0	0	0	0	0	0
2	INONGA Henoc	0	0	0	0	0	0	0
8	MOUTOUSSAMY Samuel	0	0	0	0	0	0	0
10	BONGONDA Theo	0	0	0	2	0	0	2
13	ELIA Meschack	0	3	0	0	0	0	3
17	BAKAMBU Cedric	0	0	0	0	0	0	0
18	PICKEL Charles	0	1	0	0	0	0	1
20	WISSA Yoane	1	0	0	0	0	0	1
22	MBEMBA Chancel	0	0	0	0	0	0	0
24	KALULU Gedeon	0	0	0	0	0	1	1
26	MASUAKU Arthur	0	4	0	0	0	0	4
6	TSHIBOLA Aaron	0	0	0	0	0	0	0
11	SILAS	0	0	0	0	0	0	0
12	KAYEMBE Joris	0	0	0	0	0	0	0
23	BANZA Simon	0	0	0	0	1	0	1

Crosses (Open Play)



Attempted

12

Completed

0

Most Crosses Attempted

4

SYLLA Issiaga
LEFT BACK

#	Player	Inswing	Outswing	Driven	Lofted	Cutback	Push Cross	Total Attempted
22	KONE Ibrahim	0	0	0	0	0	0	0
3	SYLLA Issiaga	0	2	2	0	0	0	4
5	DIAKHABY Mouctar	0	0	0	0	0	0	0
6	DIAWARA Amadou	0	0	0	0	0	0	0
7	GUILAVOGUI Morgan	0	1	0	0	0	1	2
8	KEITA Naby	0	0	0	0	0	2	2
11	BAYO Mohamed	1	0	1	0	0	0	2
12	DIAKITE Ibrahim	0	0	1	0	0	1	2
17	JEANVIER Julian	0	0	0	0	0	0	0
18	CAMARA Aguibou	0	0	0	0	0	0	0
21	SYLLA Sekou	0	0	0	0	0	0	0
2	CONTE Antoine	0	0	0	0	0	0	0
9	GUIRASSY Serhou	0	0	0	0	0	0	0
19	KAMANO Francois	0	0	0	0	0	0	0
23	TOURE Abdoulaye	0	0	0	0	0	0	0
25	CONTE Facinet	0	0	0	0	0	0	0

Offering to Receive

151

Total Offers Made

47

Total Offers Received

Most Offers

34

MOUTOUSSAMY Samuel
LEFT MIDFIELD

76

Offers Made in Final Third

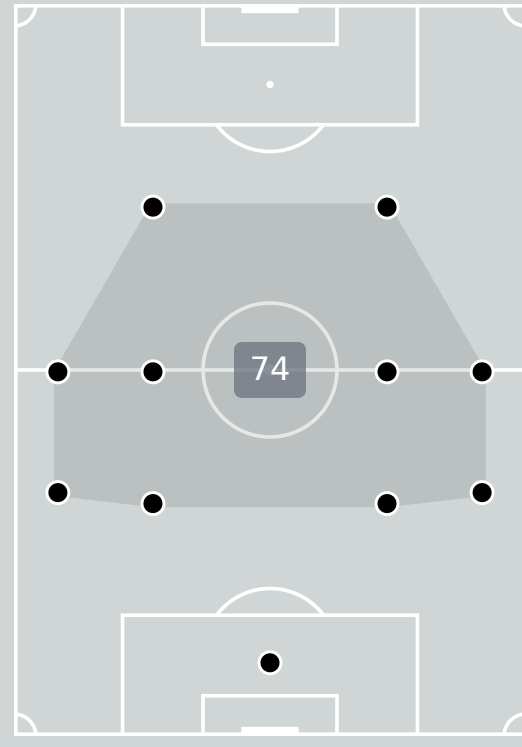
63

Offers Made in Middle Third

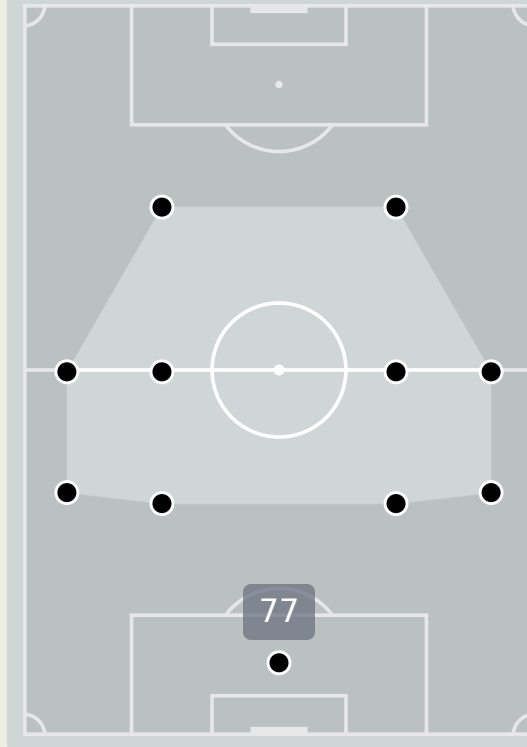
12

Offers Made in Defensive Third

Offers Made Inside Shape



Offers Made Outside Shape



#	Player	Offers Made	Offers Received	% Made & Received
1	MPASI Lionel	0	0	0%
2	INONGA Henoc	4	2	50%
8	MOUTOUSSAMY Samuel	34	9	26.5%
10	BONGONDA Theo	17	5	29.4%
13	ELIA Meschack	20	2	10%
17	BAKAMBU Cedric	11	2	18.2%
18	PICKEL Charles	14	3	21.4%
20	WISSA Yoane	19	11	57.9%
22	MBEMBA Chancel	4	3	75%
24	KALULU Gedeon	14	5	35.7%
26	MASUAKU Arthur	4	1	25%
6	TSHIBOLA Aaron	3	1	33.3%
11	SILAS	3	1	33.3%
12	KAYEMBE Joris	2	1	50%
23	BANZA Simon	2	1	50%

Offering to Receive

253
Total Offers Made

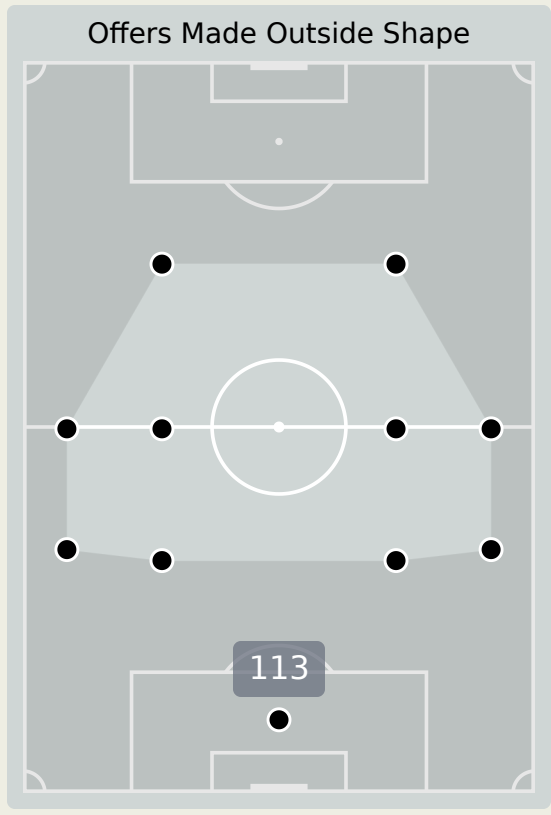
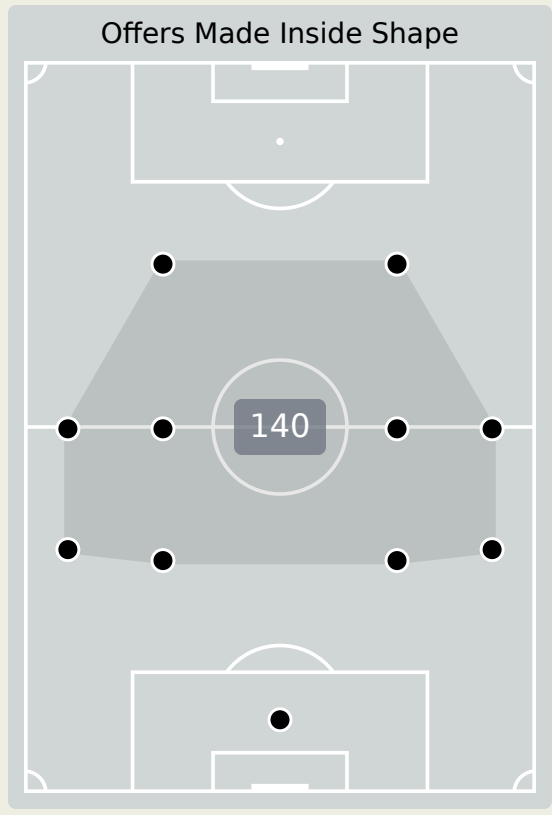
100
Total Offers Received

Most Offers
45
DIAWARA Amadou
DEFENSIVE MIDFIELD CENTRE LEFT

97
Offers Made in Final Third

126
Offers Made in Middle Third

30
Offers Made in Defensive Third

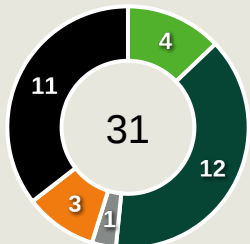


#	Player	Offers Made	Offers Received	% Made & Received
22	KONE Ibrahim	1	0	0%
3	SYLLA Issiaga	14	4	28.6%
5	DIAKHABY Mouctar	1	1	100%
6	DIAWARA Amadou	45	23	51.1%
7	GUILAVOGUI Morgan	28	12	42.9%
8	KEITA Naby	18	8	44.4%
11	BAYO Mohamed	39	11	28.2%
12	DIAKITE Ibrahim	34	12	35.3%
17	JEANVIER Julian	8	5	62.5%
18	CAMARA Aguibou	27	13	48.1%
21	SYLLA Sekou	13	1	7.7%
2	CONTE Antoine	3	0	0%
9	GUIRASSY Serhou	5	2	40%
19	KAMANO Francois	3	1	33.3%
23	TOURE Abdoulaye	7	3	42.9%
25	CONTE Facinet	7	4	57.1%

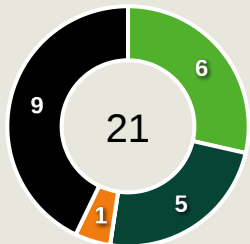
Movement to Receive

Movement Types by Phase

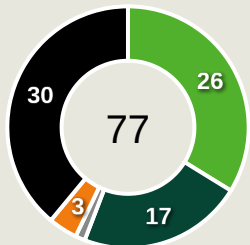
Final Third Phase



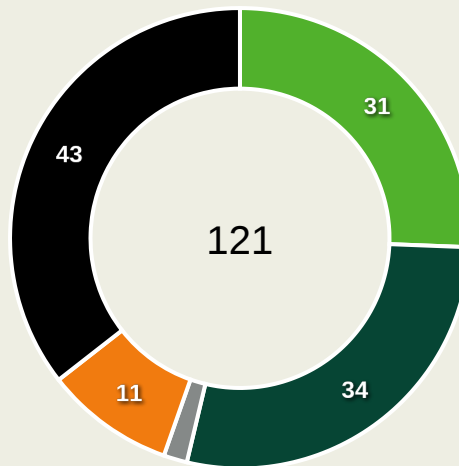
Progression Phase



Build Up Phase



All Movement Types

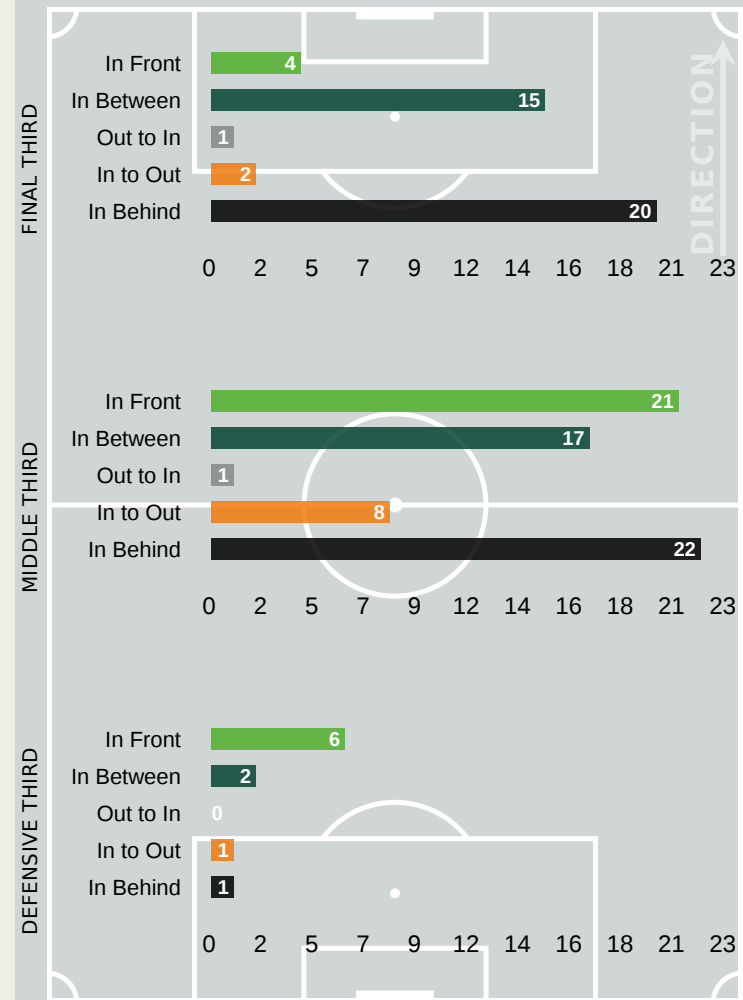


- In Front
- In Between
- Out to In
- In to Out
- In Behind

Top Ranked Players

Type	Player	Movements
In Front	8 MOUTOUSSAMY Samuel	12
In Between	8 MOUTOUSSAMY Samuel	13
Out to In	8 MOUTOUSSAMY Samuel	1
In to Out	10 BONGONDA Theo	5
In Behind	13 ELIA Meschack	13

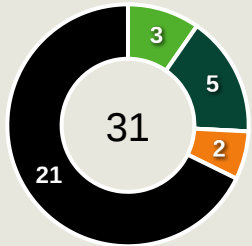
Movement Types Pitch Third



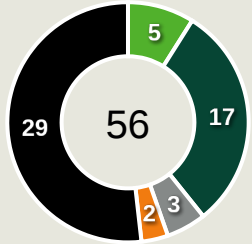
Movement to Receive

Movement Types by Phase

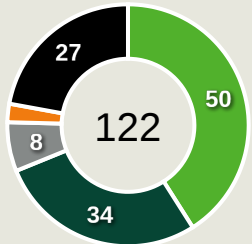
Final Third Phase



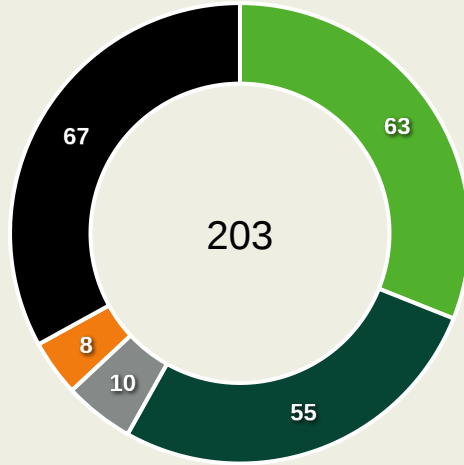
Progression Phase



Build Up Phase



All Movement Types

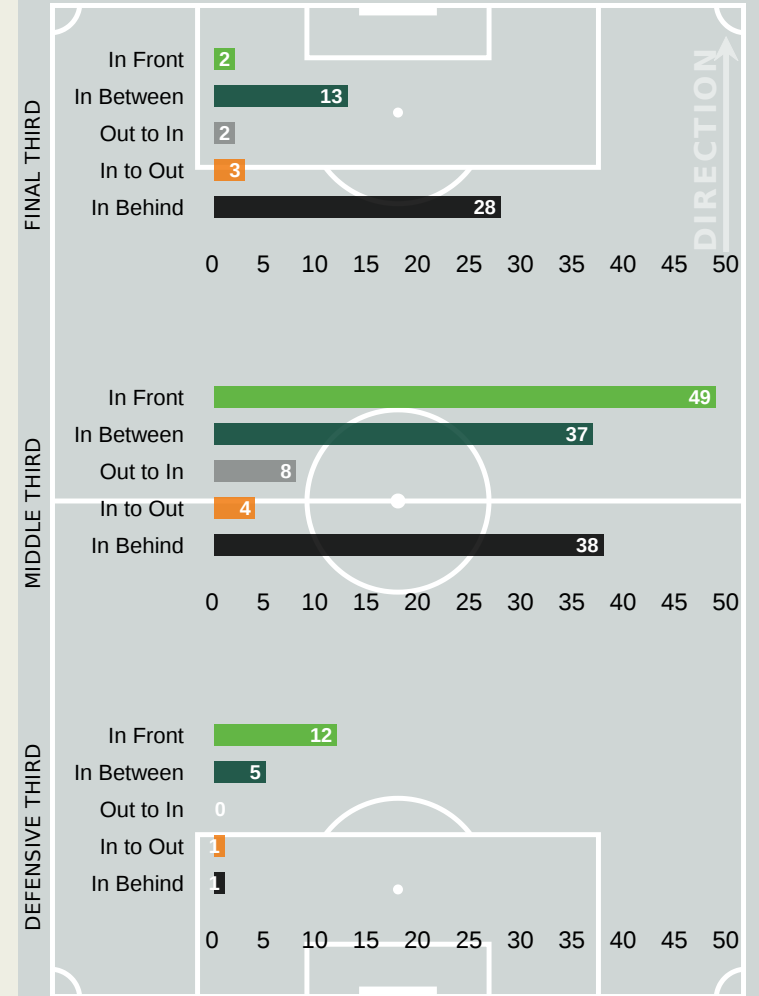


- In Front
- In Between
- Out to In
- In to Out
- In Behind

Top Ranked Players

Type	Player	Movements
In Front	6 DIAWARA Amadou	30
In Between	11 BAYO Mohamed	13
Out to In	7 GUILAVOGUI Morgan	3
In to Out	7 GUILAVOGUI Morgan	2
In Behind	11 BAYO Mohamed	20

Movement Types Pitch Third





CAF® | TotalEnergies
AFRICA CUP
OF NATIONS
CÔTE D'IVOIRE 23

OUT OF POSSESSION



Congo DR v Guinea

Defensive Actions

55

Forced Turnovers

31

Possession Regained

8

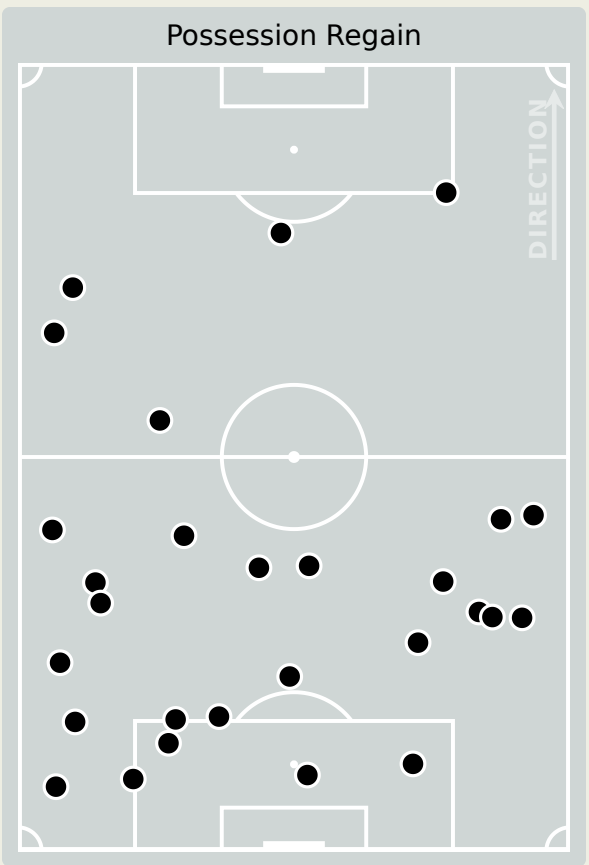
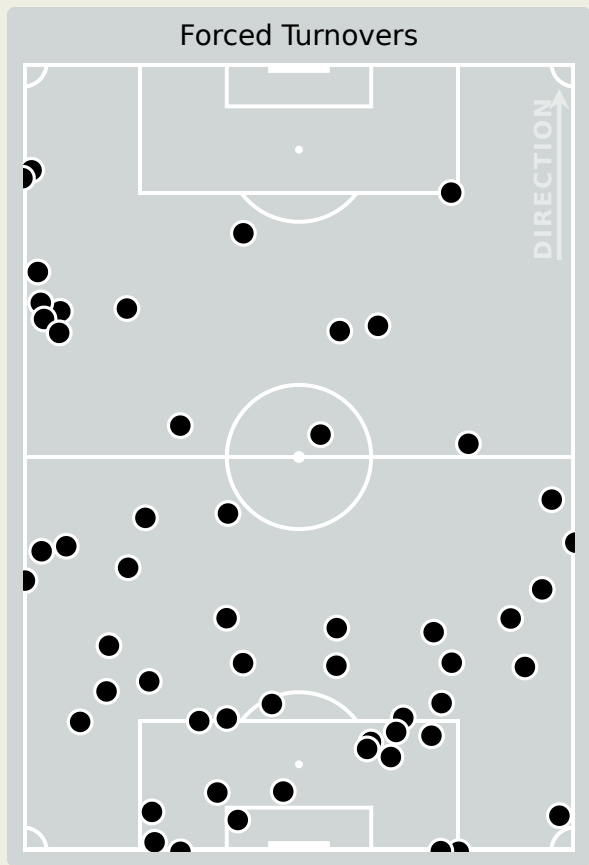
Interceptions

19

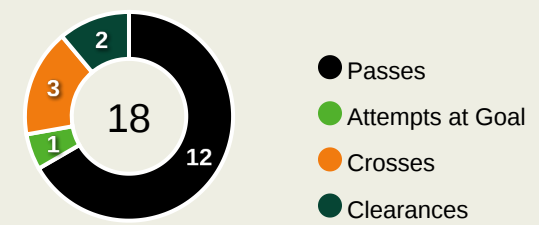
Tackles

3.35

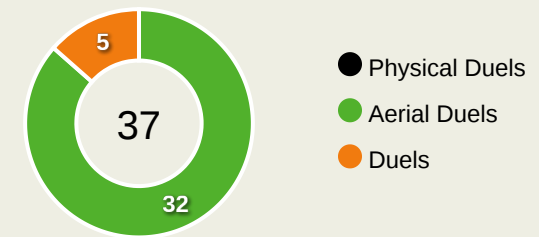
Possession Actions / Defensive Action



Blocks



Possession Contests



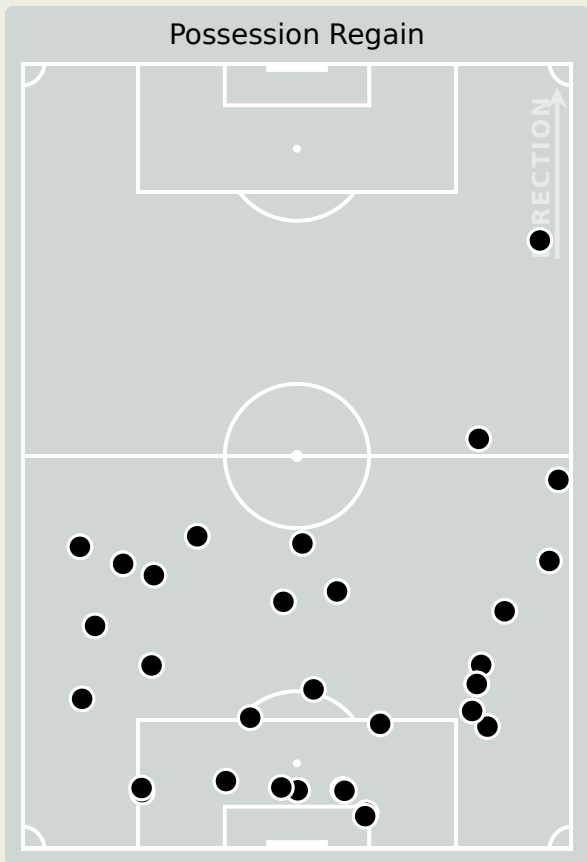
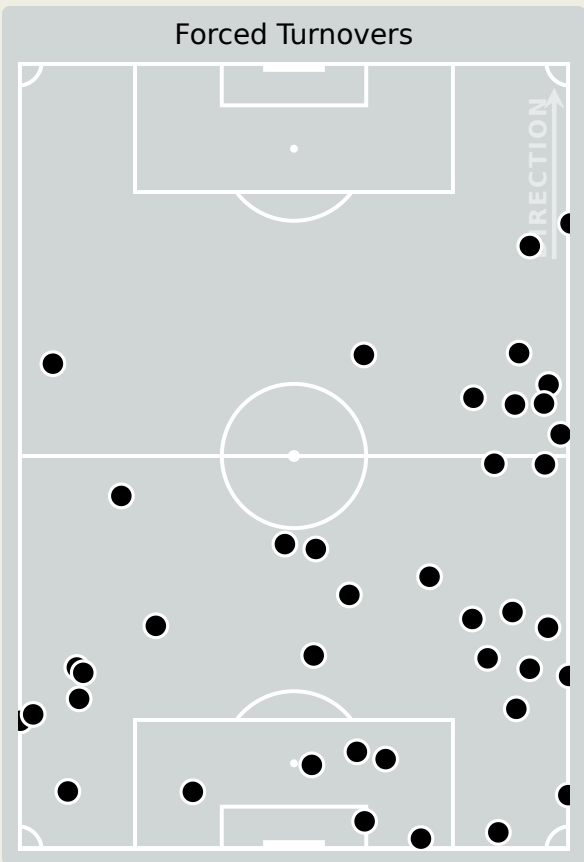
Most Possession Regains

5

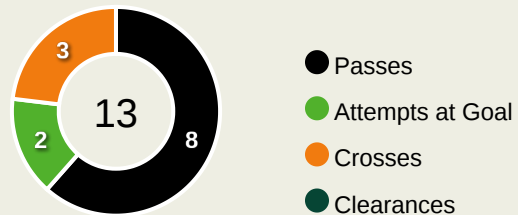
KALULU Gedeon
RIGHT BACK

#	Player	Total Possession Regains
1	MPASI Lionel	4
2	INONGA Henoc	3
8	MOUTOUSSAMY Samuel	2
10	BONGONDA Theo	1
13	ELIA Meschack	0
17	BAKAMBU Cedric	1
18	PICKEL Charles	2
20	WISSA Yoane	2
22	MBEMBA Chancel	4
24	KALULU Gedeon	5
26	MASUAKU Arthur	3
6	TSHIBOLA Aaron	0
11	SILAS	1
12	KAYEMBE Joris	3
23	BANZA Simon	0

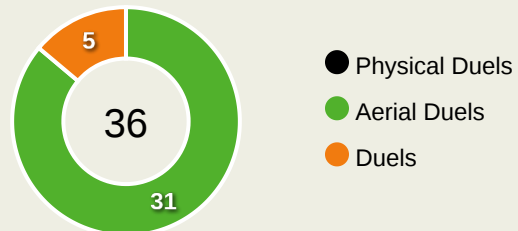
Defensive Actions



Blocks



Possession Contests

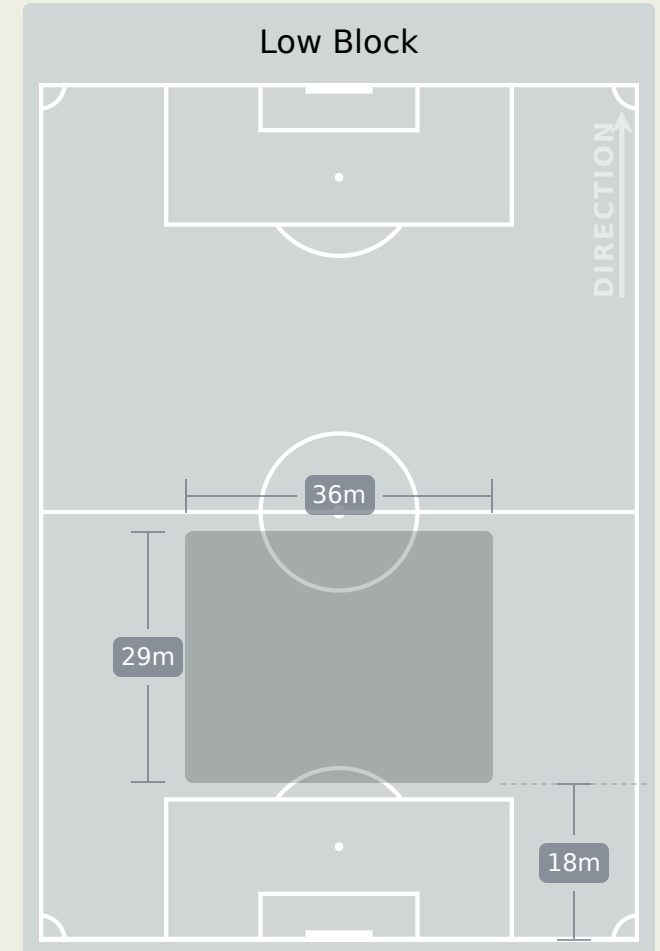
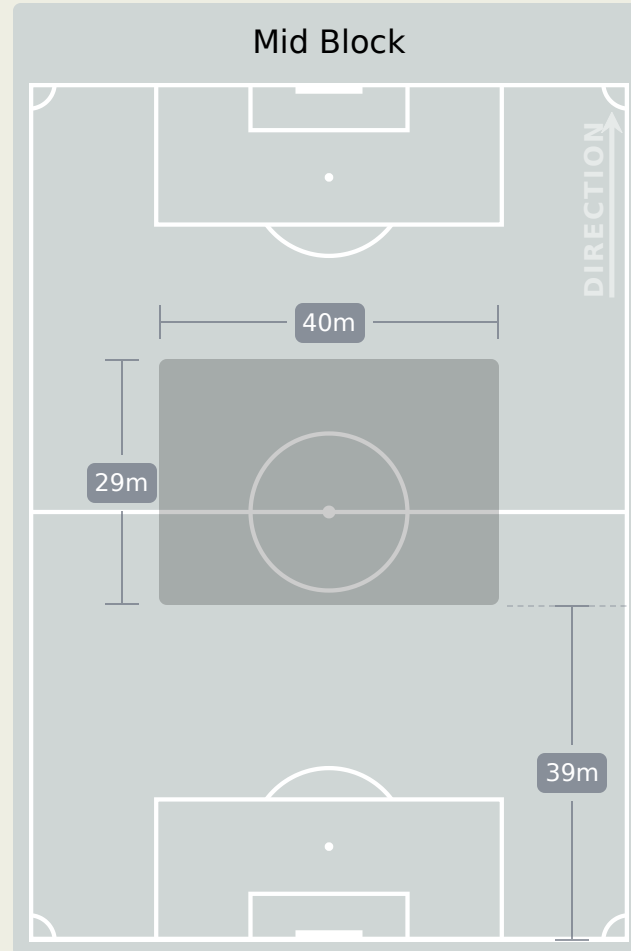
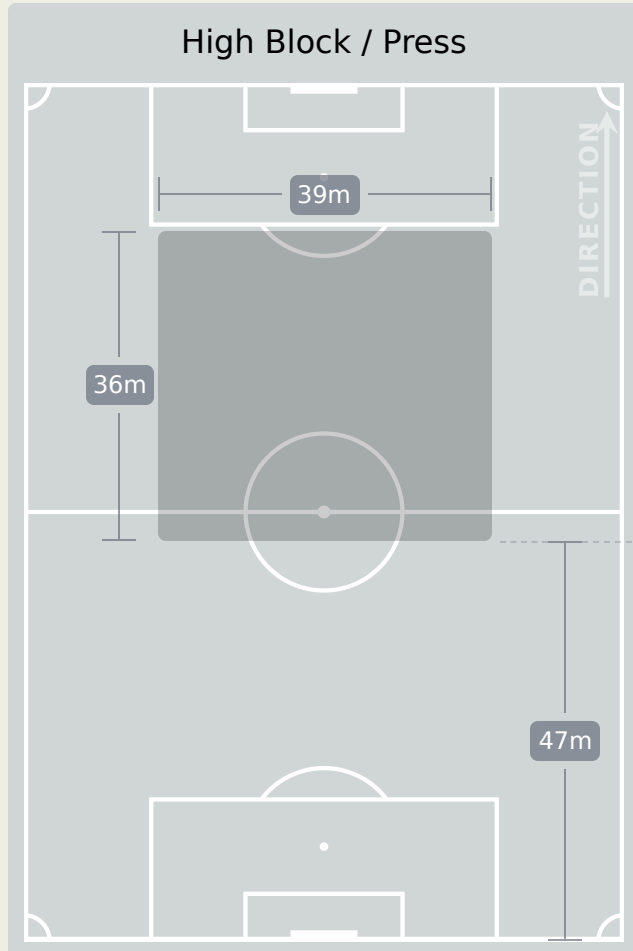


Most Possession Regains

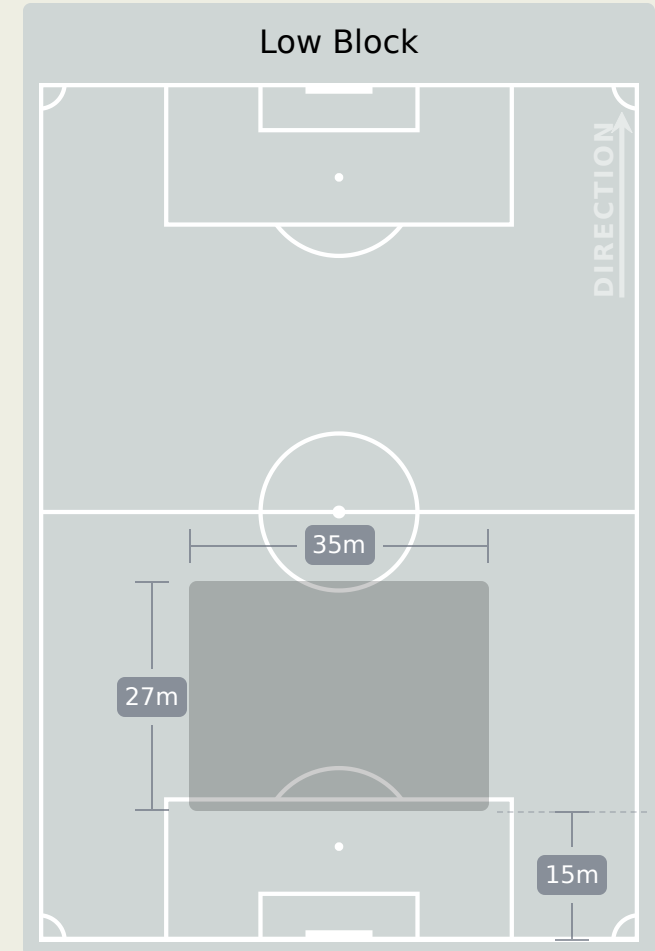
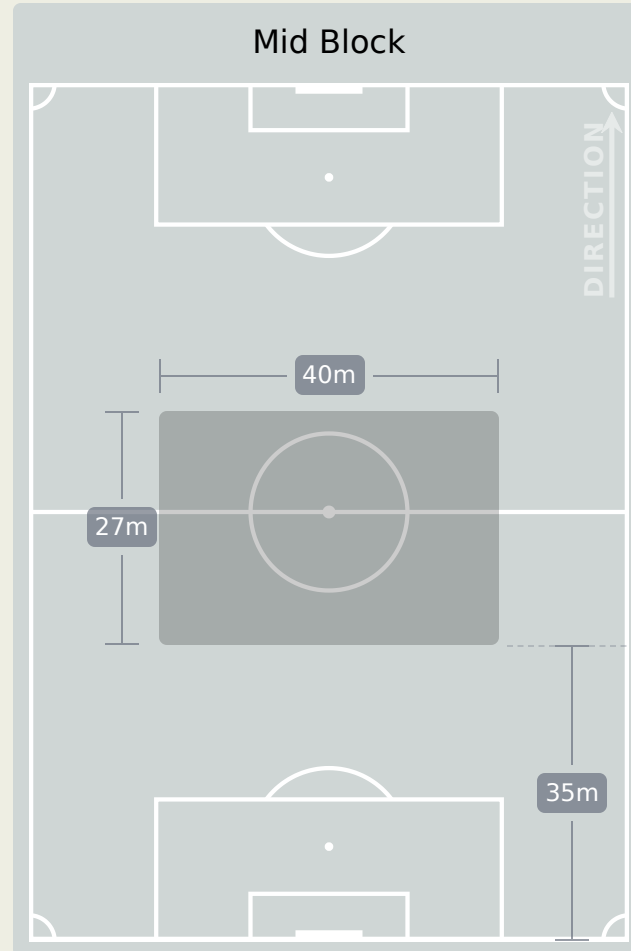
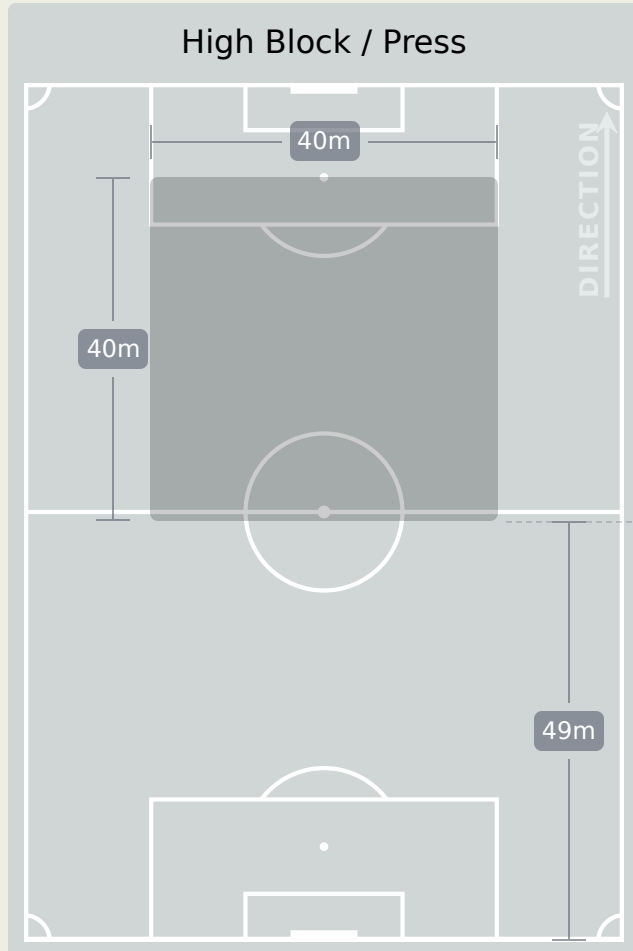
7
JEANVIER Julian
 LEFT CENTRE BACK

#	Player	Total Possession Regains
22	KONE Ibrahim	5
3	SYLLA Issiaga	4
5	DIAKHABY Mouctar	6
6	DIAWARA Amadou	1
7	GUILAVOGUI Morgan	2
8	KEITA Naby	2
11	BAYO Mohamed	0
12	DIAKITE Ibrahim	4
17	JEANVIER Julian	7
18	CAMARA Aguibou	0
21	SYLLA Sekou	1
2	CONTE Antoine	1
9	GUIRASSY Serhou	0
19	KAMANO Francois	0
23	TOURE Abdoulaye	1
25	CONTE Facinet	0

Defensive Line Height & Team Length



Defensive Line Height & Team Length

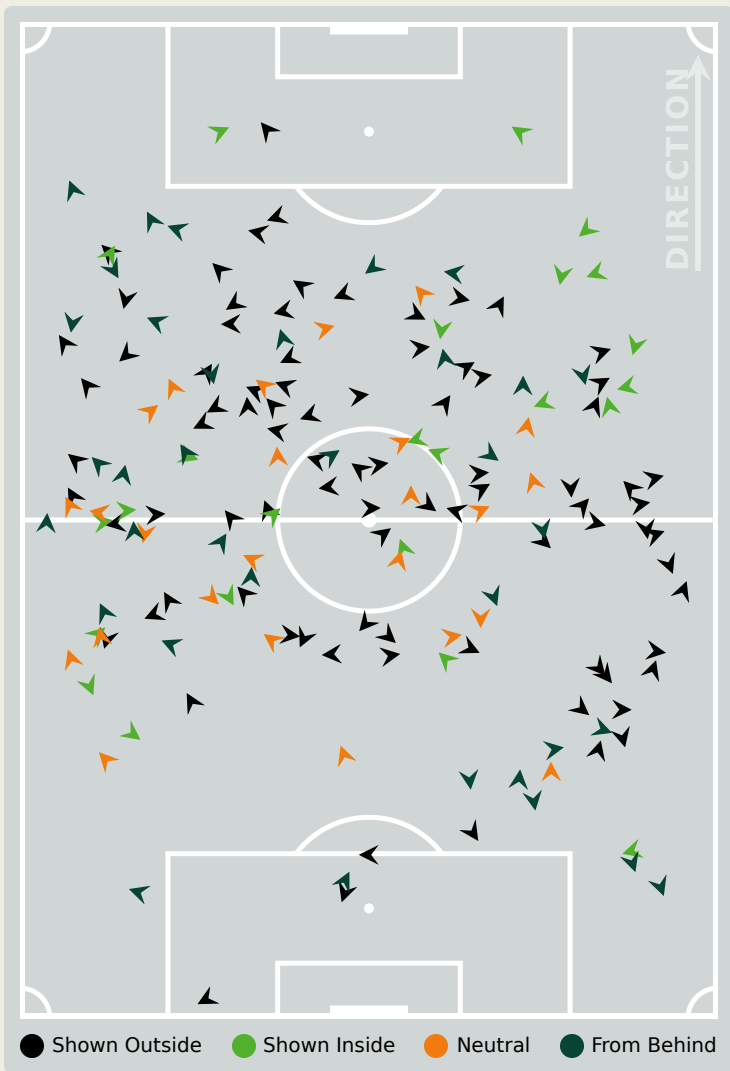


Defensive Pressure



Congo DR

Guinea 



170	Total Pressures	142
34	Direct Pressures	31
1.45s	Avg Pressure Duration	1.54s
55	Forced Turnovers	40
14.92s	Ball Recovery Time	8.95s
60	Pushing on into Pressing	40
153	Pushing on	70
24	Pressing Direction Inside	21
86	Pressing Direction Outside	90

Most Direct Pressures

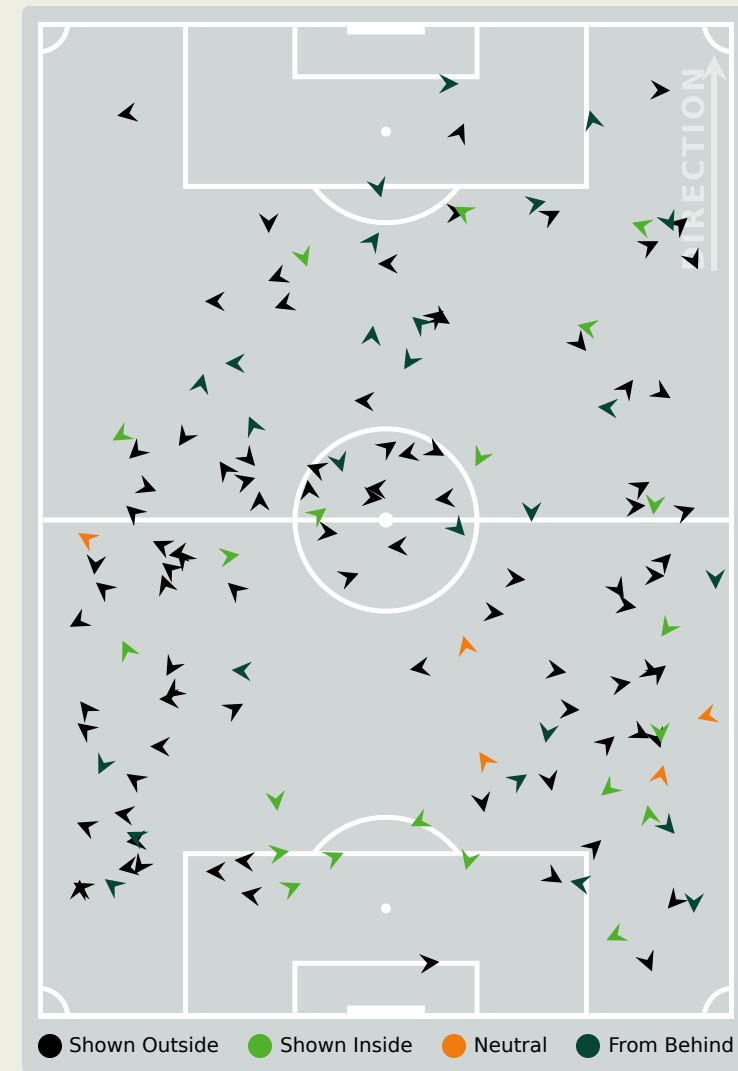
15

MOUTOUSSAMY Samuel
LEFT MIDFIELD

Most Direct Pressures

8

CAMARA Aguibou
CENTRE MIDFIELD





GOALKEEPING



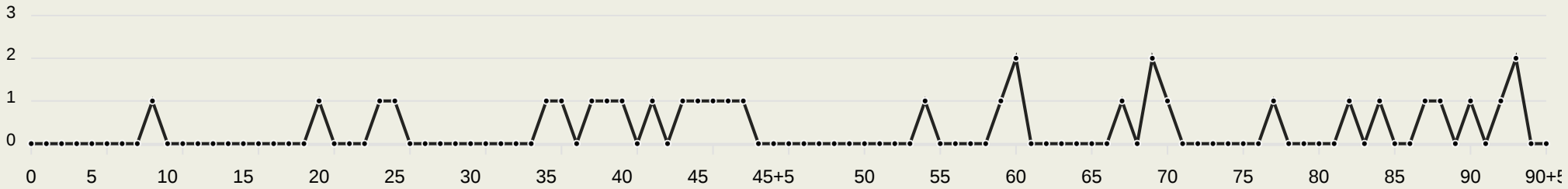
Congo DR v Guinea

Goalkeeping Involvement



Congo DR

Congo DR GK Involvement Timeline



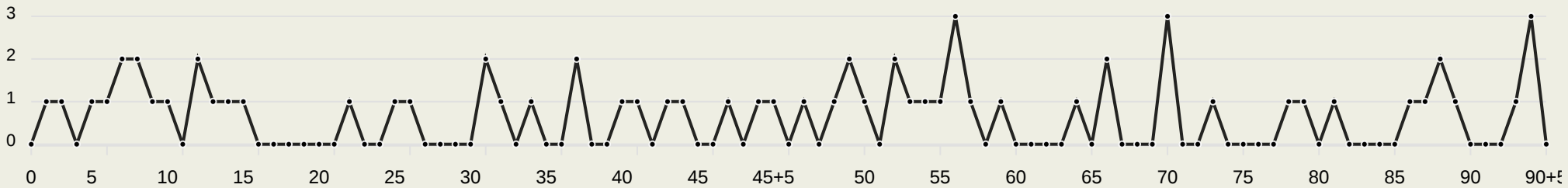
33

Total Involvements



Guinea

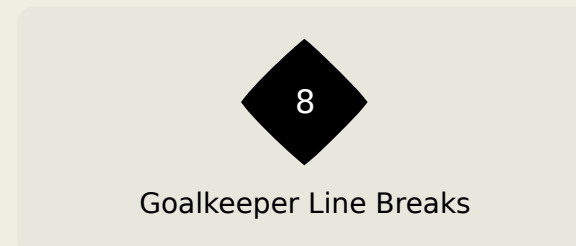
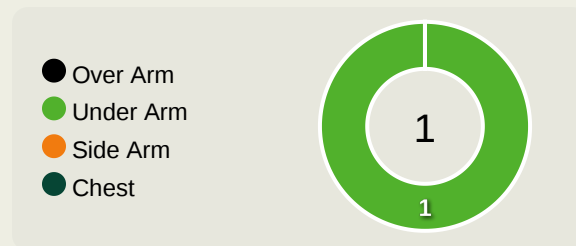
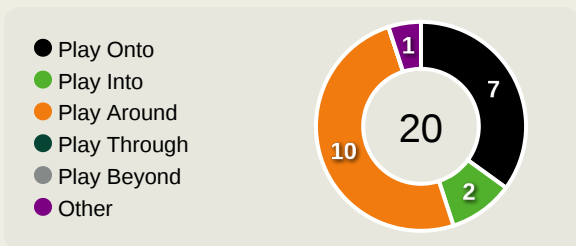
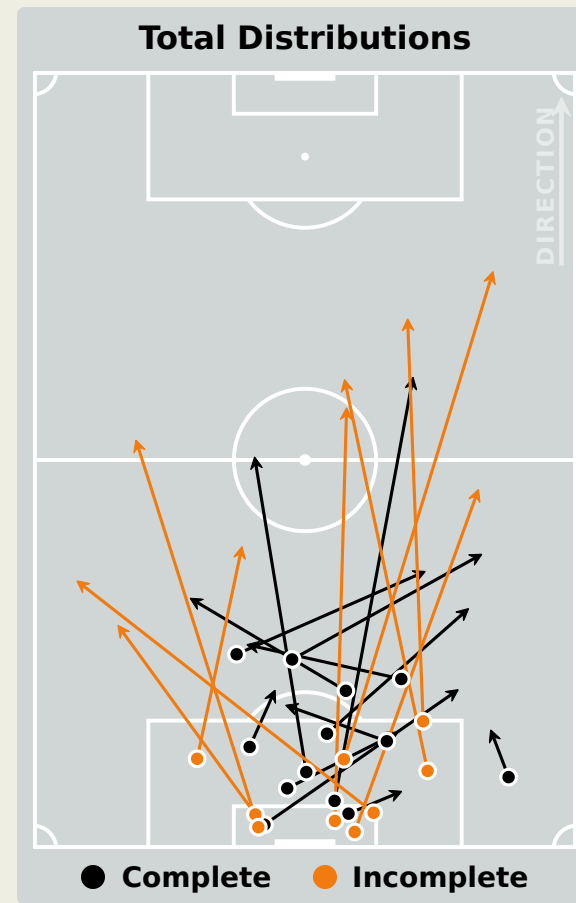
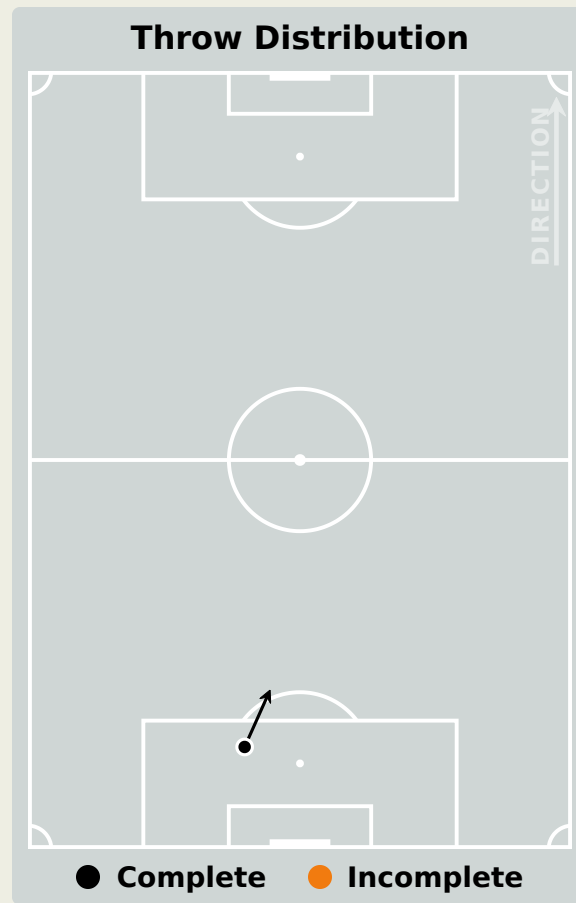
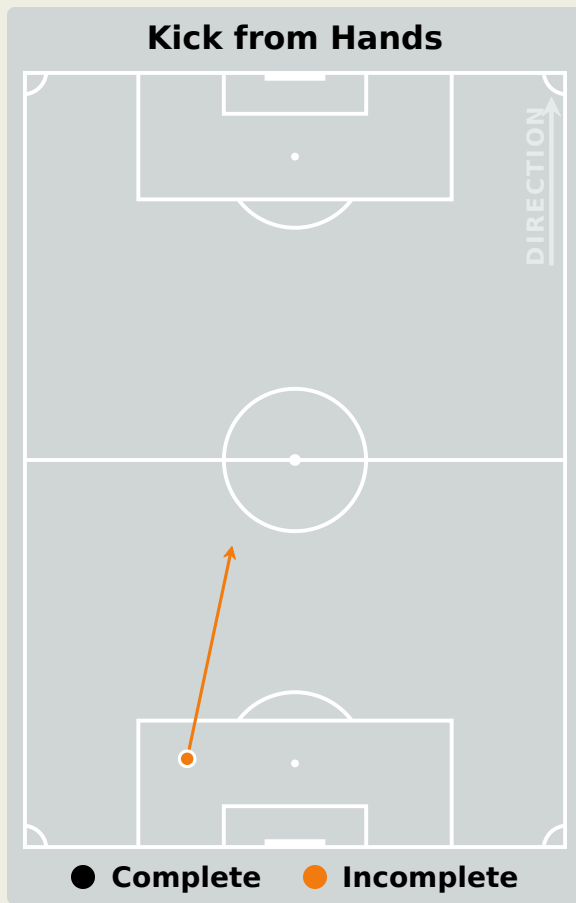
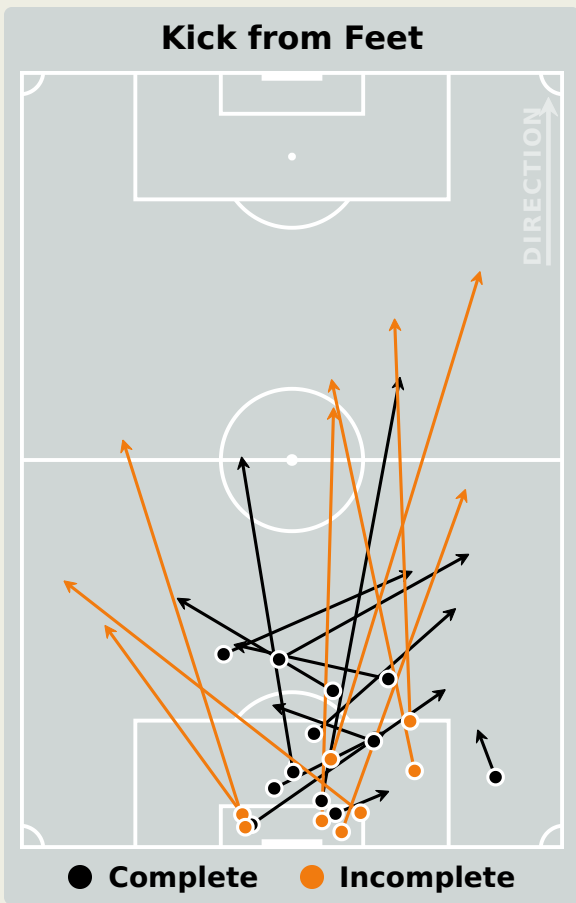
Guinea GK Involvement Timeline



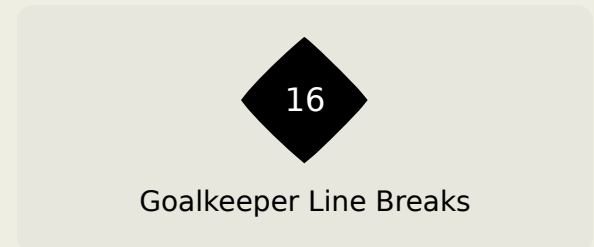
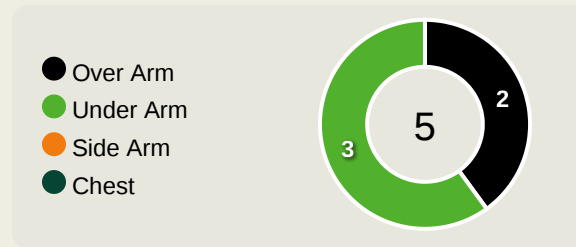
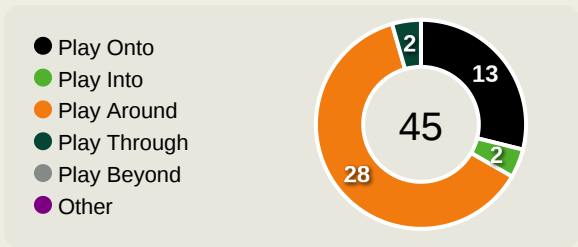
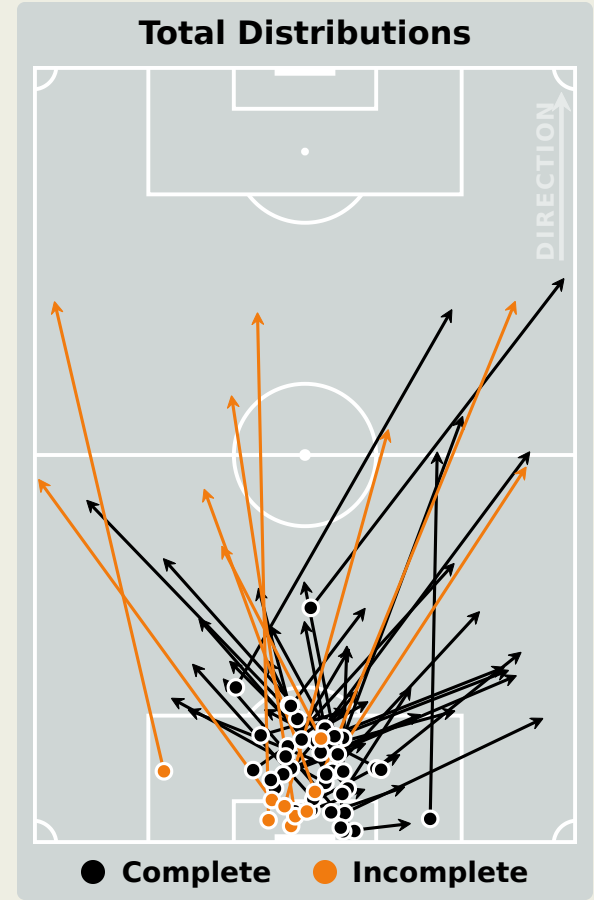
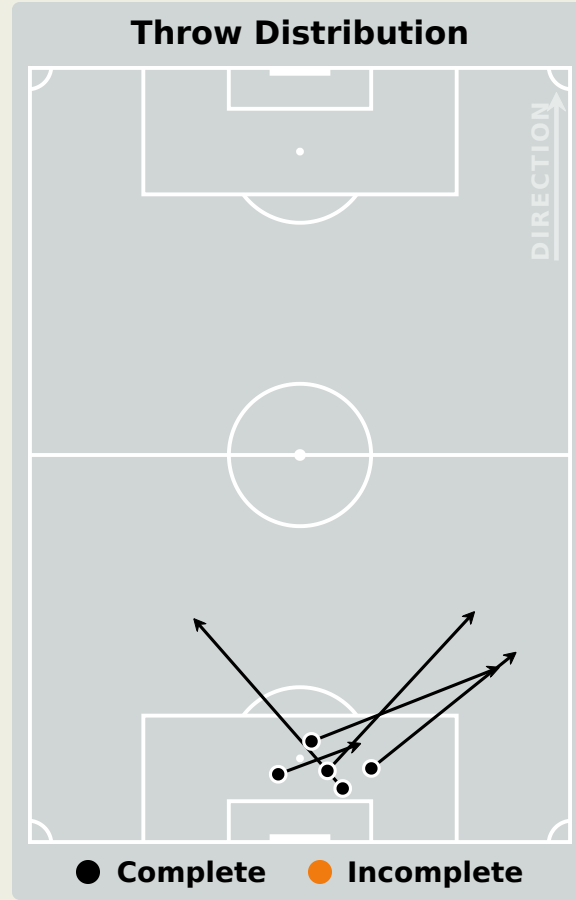
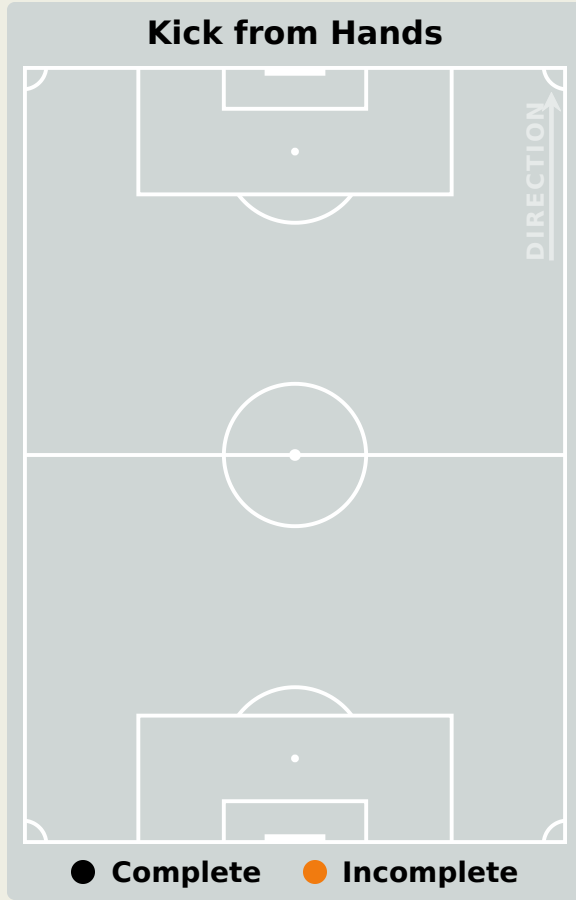
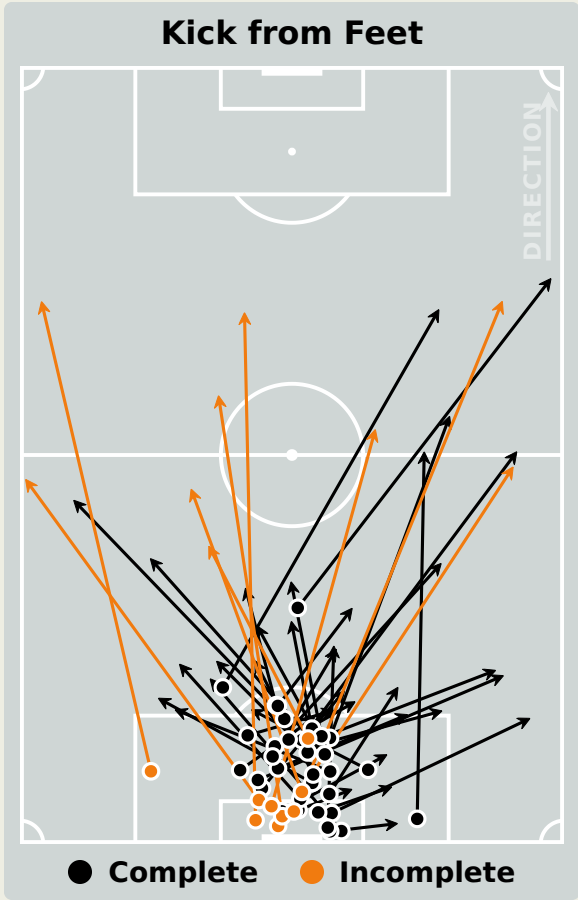
66

Total Involvements

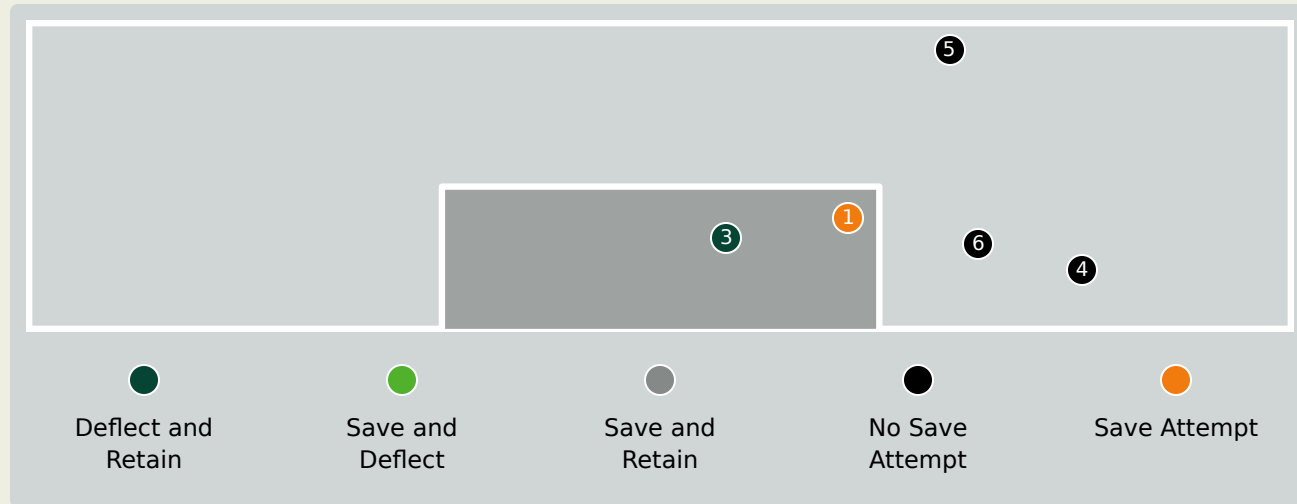
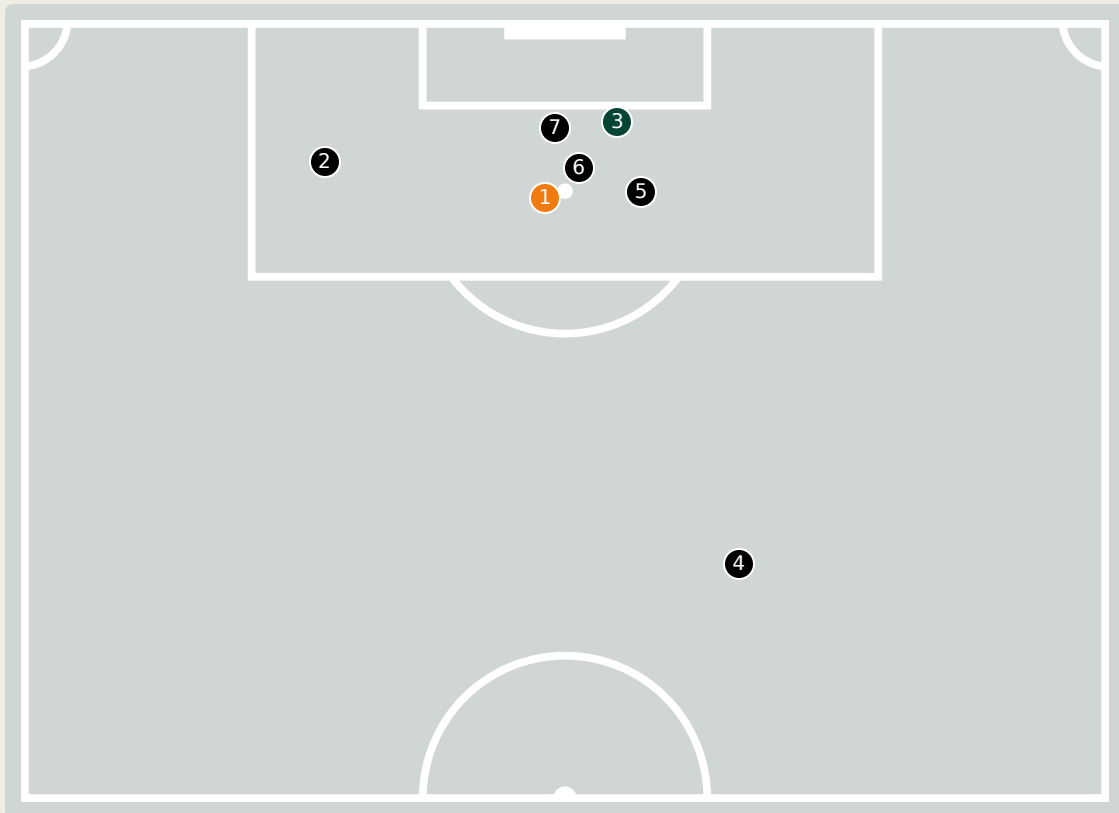
Goalkeeping Distribution



Goalkeeping Distribution

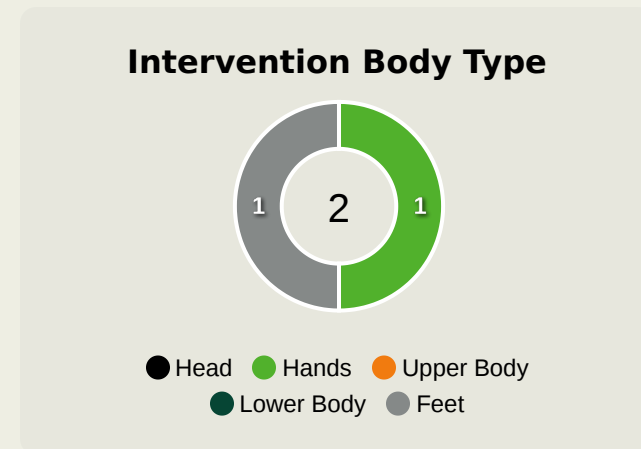
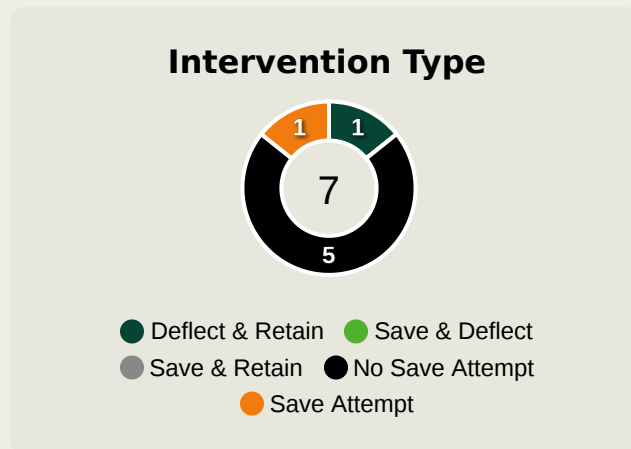


Goal Prevention



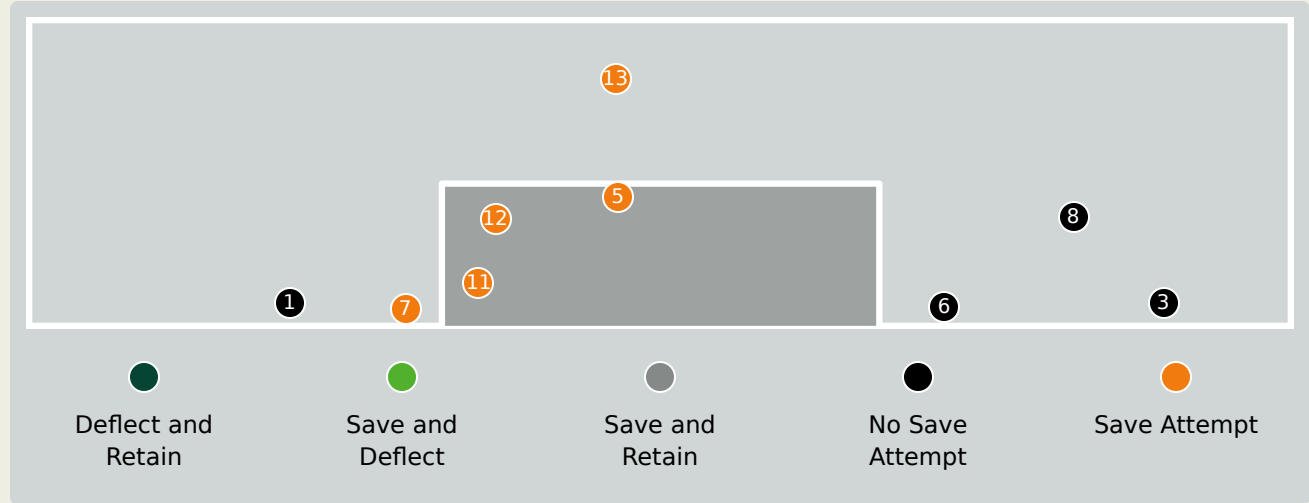
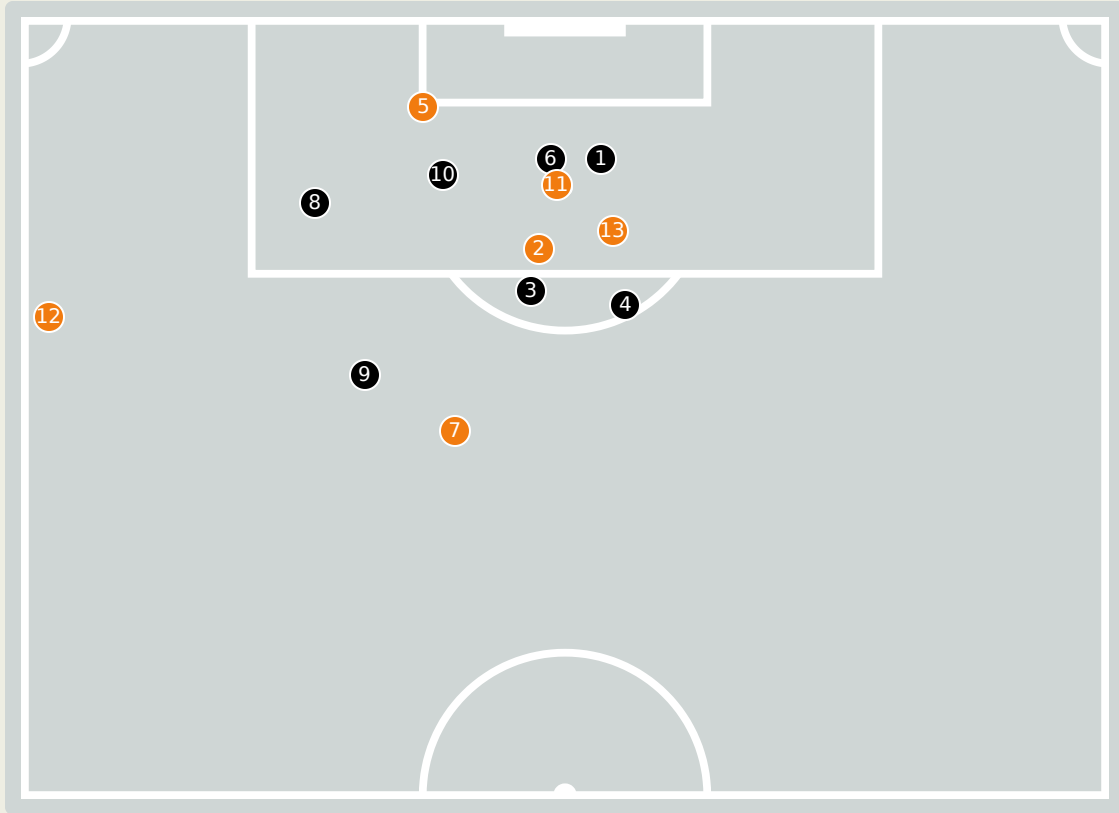
7
Total Attempts on Goal Faced

50
Save %



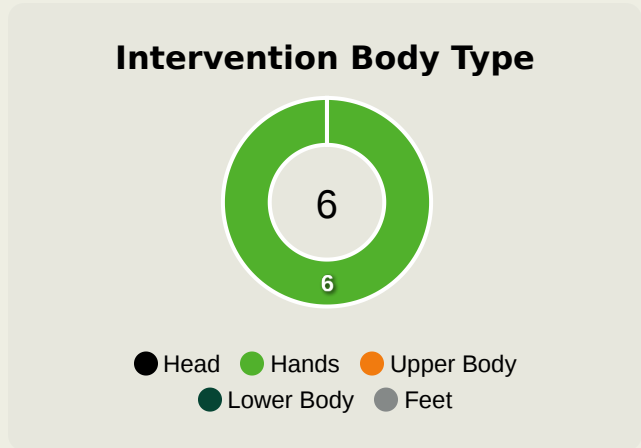
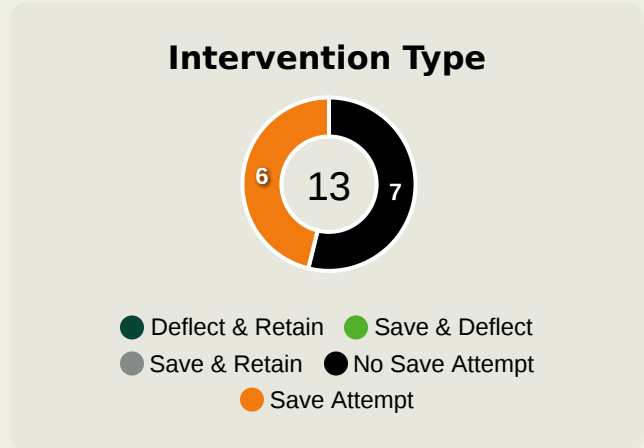
Total Attempts on Goal Faced	Total Goal Interventions	Save & Retain	Deflect & Retain	Save & Deflect	Save Attempt	No Save Attempt
7	0	0	0	0	1	5

Goal Prevention



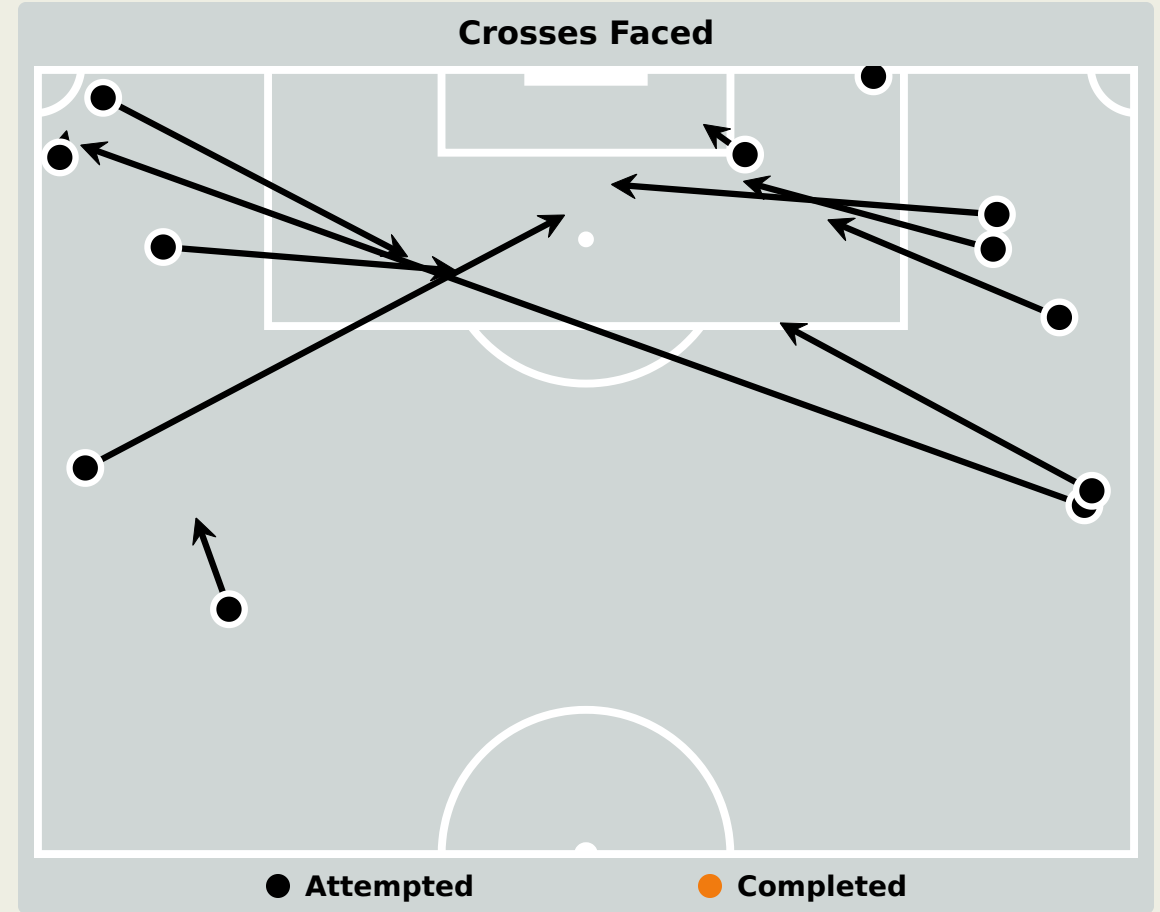

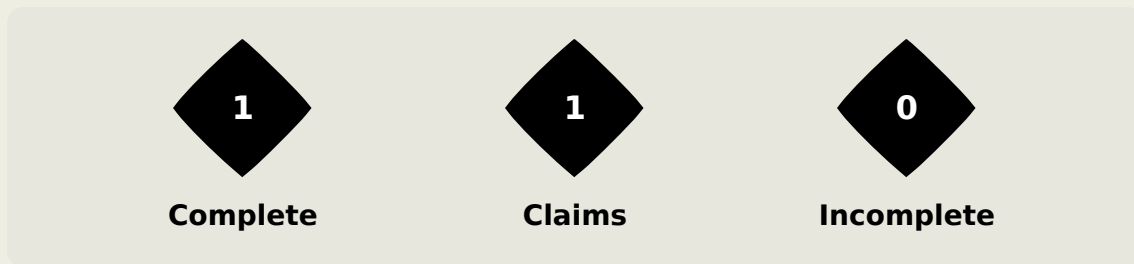
13
Total Attempts on Goal Faced

0
Save %



Total Attempts on Goal Faced	Total Goal Interventions	Save & Retain	Deflect & Retain	Save & Deflect	Save Attempt	No Save Attempt
13	0	0	0	0	6	7

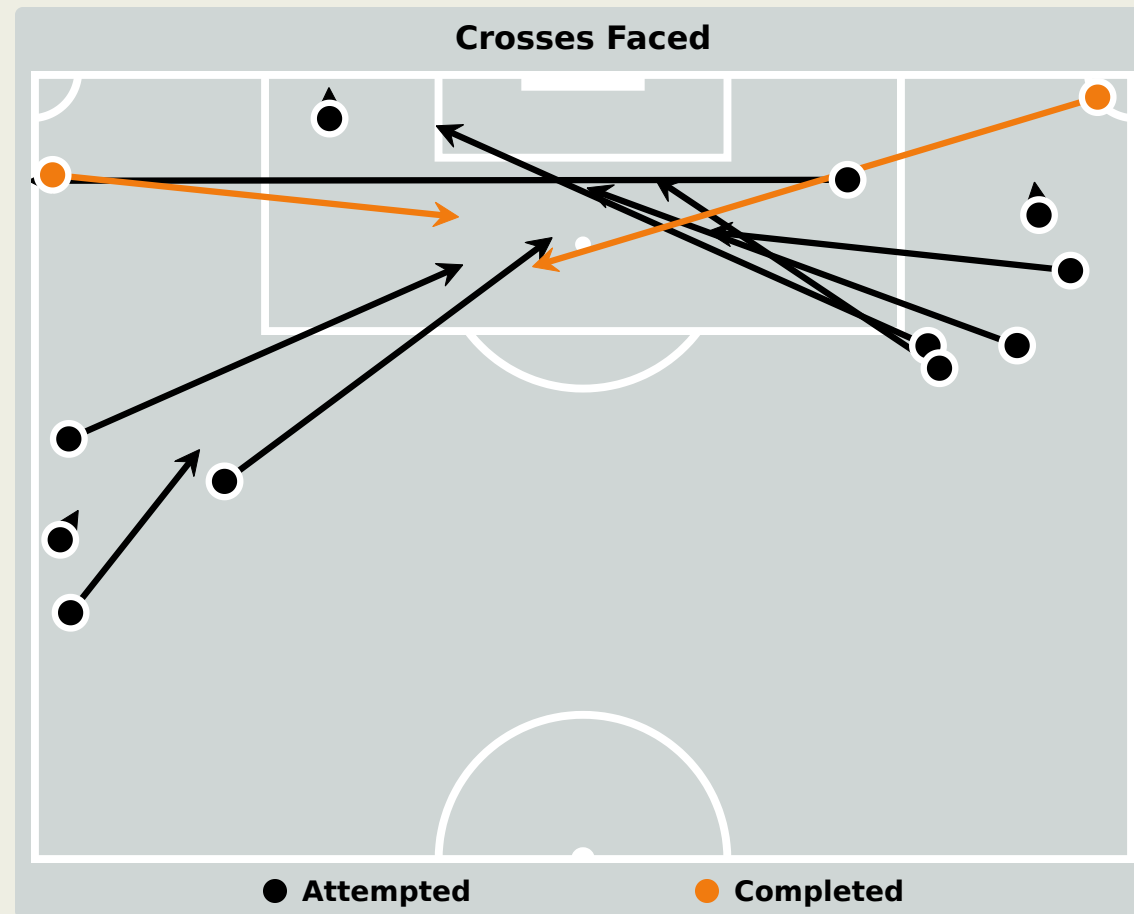
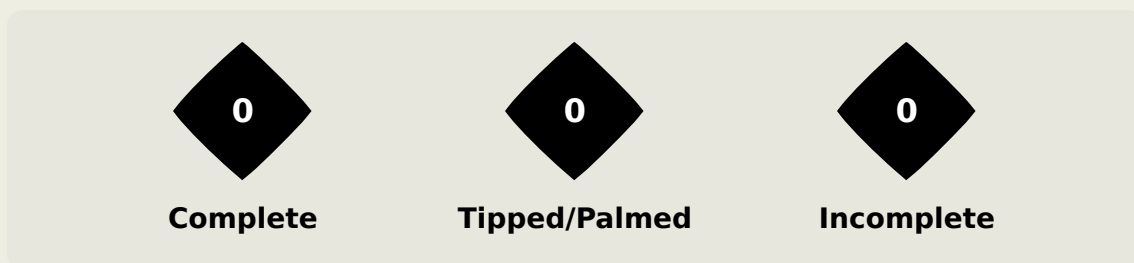
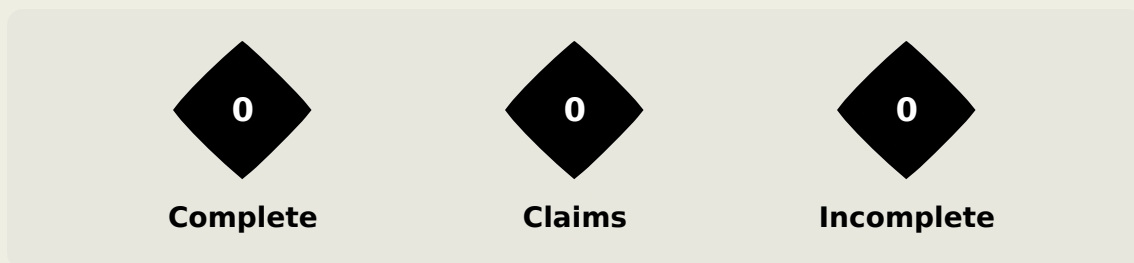
Aerial Control



Delivery Types Faced

Total	In Swing	Out Swing	Driven	Lofted	Cutback	Push
17	2	7	4	0	0	4

Aerial Control



Delivery Types Faced

Total	In Swing	Out Swing	Driven	Lofted	Cutback	Push
17	3	10	0	2	1	1



CAF® | TotalEnergies
AFRICA CUP
OF NATIONS
CÔTE D'IVOIRE 23

SET PLAYS



Congo DR v Guinea

Set Plays

50

Total Set Plays

17

Total Free Kicks

1

Total Penalties

3

Total Corners

29

Total Throw Ins

Free Kicks

Type	Total
Direct	17
Direct (on target)	1
Direct (off target)	1
Indirect	0

Corners

Delivery Type	From Left Side	From Right Side	Total
Direct to Area	1	2	3
Short	0	0	0
Edge of Penalty Area	0	0	0

Corners

Delivery Style	Total
Inswing	2
Outswing	1
Driven	0

Set Plays

37

Total Set Plays

14

Total Free Kicks

1

Total Penalties

4

Total Corners

18

Total Throw Ins

Free Kicks

Type	Total
Direct	14
Direct (on target)	0
Direct (off target)	0
Indirect	0

Corners

Delivery Type	From Left Side	From Right Side	Total
Direct to Area	1	3	4
Short	0	0	0
Edge of Penalty Area	0	0	0

Corners

Delivery Style	Total
Inswing	0
Outswing	4
Driven	0



CAF® | 
AFRICA CUP
OF NATIONS
CÔTE D IVOIRE 23

INDIVIDUAL DATA IN POSSESSION



Congo DR v Guinea

In Possession - Distributions



#	Player	Passes Attempted	Passes Completed	Pass Completion %	Switches of Play	Crosses Attempted	Crosses Completed	Line Breaks Attempted	Line Breaks Completed	Line Break Completion %	Ball Progressions	Take Ons	Step Ins	Attempts at Goal	Goals
1	MPASI Lionel	22	13	59%	0	0	0	8	2	25%	0	0	0	0	0
2	INONGA Henoc	37	32	86%	0	0	0	6	2	33%	0	0	0	0	0
8	MOUTOUSSAMY Samuel	22	17	77%	0	0	0	7	3	42%	2	1	1	1	0
10	BONGONDA Theo	8	7	88%	0	2	0	1	1	100%	1	0	1	1	0
13	ELIA Meschack	8	6	75%	0	3	0	2	1	50%	1	0	1	0	0
17	BAKAMBU Cedric	1	0	0%	0	0	0	0	0	0%	0	0	0	1	0
18	PICKEL Charles	23	20	87%	0	1	0	4	3	75%	0	0	0	1	0
20	WISSA Yoane	21	14	67%	0	1	1	4	2	50%	2	0	2	6	1
22	MBEMBA Chancel	42	37	88%	0	0	0	8	5	62%	0	0	0	1	1
24	KALULU Gedeon	31	25	81%	0	1	1	10	5	50%	0	0	0	0	0
26	MASUAKU Arthur	47	35	74%	1	8	1	22	13	59%	1	0	1	1	1
6	TSHIBOLA Aaron	1	1	100%	0	0	0	0	0	0%	0	0	0	0	0
11	SILAS	3	1	33%	0	0	0	3	2	66%	3	2	1	1	0
12	KAYEMBE Joris	4	4	100%	0	0	0	1	1	100%	0	0	0	0	0
23	BANZA Simon	5	3	60%	0	1	0	2	2	100%	0	0	0	0	0

In Possession - Offers & Receptions



			Offer movement types						
#	Player	Total Offers	In Front	In Between	Out to In	In to Out	In Behind	No Movement	Offers Received
1	MPASI Lionel	0	0	0	0	0	0	0	0
2	INONGA Henoc	4	1	0	0	0	0	3	2
8	MOUTOUSSAMY Samuel	34	12	13	1	3	1	4	9
10	BONGONDA Theo	17	3	4	0	5	3	2	5
13	ELIA Meschack	20	1	2	0	0	13	4	2
17	BAKAMBU Cedric	11	0	3	0	0	8	0	2
18	PICKEL Charles	14	2	3	0	1	7	1	3
20	WISSA Yoane	19	6	4	0	1	5	3	11
22	MBEMBA Chancel	4	1	0	0	0	0	3	3
24	KALULU Gedeon	14	4	2	0	0	4	4	5
26	MASUAKU Arthur	4	0	0	1	0	0	3	1
6	TSHIBOLA Aaron	3	0	2	0	1	0	0	1
11	SILAS	3	0	0	0	0	2	1	1
12	KAYEMBE Joris	2	1	0	0	0	0	1	1
23	BANZA Simon	2	0	1	0	0	0	1	1

In Possession - Distributions



#	Player	Passes Attempted	Passes Completed	Pass Completion %	Switches of Play	Crosses Attempted	Crosses Completed	Line Breaks Attempted	Line Breaks Completed	Line Break Completion %	Ball Progressions	Take Ons	Step Ins	Attempts at Goal	Goals
22	KONE Ibrahim	50	41	82%	0	0	0	16	9	56%	0	0	0	0	0
3	SYLLA Issiaga	31	26	84%	0	4	0	5	3	60%	2	2	0	0	0
5	DIAKHABY Mouctar	63	56	89%	1	0	0	18	14	77%	0	0	0	1	0
6	DIAWARA Amadou	44	38	86%	0	0	0	10	7	70%	0	0	0	0	0
7	GUILAVOGUI Morgan	23	17	74%	0	2	0	4	2	50%	1	1	0	0	0
8	KEITA Naby	45	36	80%	0	2	0	12	8	66%	3	0	3	0	0
11	BAYO Mohamed	14	11	79%	0	2	0	2	2	100%	0	0	0	3	1
12	DIAKITE Ibrahim	36	29	81%	0	2	0	4	3	75%	1	1	0	0	0
17	JEANVIER Julian	54	49	91%	1	0	0	8	5	62%	0	0	0	2	0
18	CAMARA Aguibou	46	40	87%	0	4	3	13	11	84%	2	1	1	0	0
21	SYLLA Sekou	6	5	83%	0	1	0	1	1	100%	0	0	0	0	0
2	CONTE Antoine	0	0	0%	0	0	0	0	0	0%	0	0	0	0	0
9	GUIRASSY Serhou	3	2	67%	0	0	0	1	1	100%	0	0	0	1	0
19	KAMANO Francois	0	0	0%	0	0	0	0	0	0%	0	0	0	0	0
23	TOURE Abdoulaye	25	22	88%	0	0	0	9	7	77%	1	0	1	0	0
25	CONTE Facinet	6	3	50%	0	0	0	0	0	0%	0	0	0	0	0

In Possession - Offers & Receptions



			Offer movement types						
#	Player	Total Offers	In Front	In Between	Out to In	In to Out	In Behind	No Movement	Offers Received
22	KONE Ibrahim	1	0	0	0	0	0	1	0
3	SYLLA Issiaga	14	3	0	0	0	6	5	4
5	DIAKHABY Mouctar	1	0	0	0	0	0	1	1
6	DIAWARA Amadou	45	30	11	0	1	0	3	23
7	GUILAVOGUI Morgan	28	2	9	3	2	7	5	12
8	KEITA Naby	18	10	4	0	1	1	2	8
11	BAYO Mohamed	39	1	13	0	2	20	3	11
12	DIAKITE Ibrahim	34	6	2	0	0	13	13	12
17	JEANVIER Julian	8	1	0	0	0	0	7	5
18	CAMARA Aguibou	27	7	8	2	2	3	5	13
21	SYLLA Sekou	13	1	2	2	0	8	0	1
2	CONTE Antoine	3	0	1	0	0	1	1	0
9	GUIRASSY Serhou	5	1	1	0	0	3	0	2
19	KAMANO Francois	3	0	0	1	0	2	0	1
23	TOURE Abdoulaye	7	1	2	0	0	0	4	3
25	CONTE Facinet	7	0	2	2	0	3	0	4



CAF® | TotalEnergies
AFRICA CUP
OF NATIONS
CÔTE D'IVOIRE 23

INDIVIDUAL DATA OUT OF POSSESSION



Congo DR v Guinea

Out of Possession

Congo DR



#	Player	Tackles Made / Won	Blocks	Interceptions	Pressing Direct	Pressing Indirect	Duels Won - Aerial	Duels Won - Physical	Possession Contests won	Clearances	Loose Ball Receptions	Pushing On	Pushing On into Pressing	Possession Regains	Possession Interrupted
1	MPASI Lionel	0 / 0	0	0	0	0	0	0	0	0	3	0	0	4	0
2	INONGA Henoc	2 / 1	3	1	3	1	0	0	0	3	2	4	0	3	4
8	MOUTOUSSAMY Samuel	5 / 0	2	1	15	16	0	0	0	2	2	28	9	2	1
10	BONGONDA Theo	1 / 0	1	0	0	30	1	0	1	1	5	15	8	1	0
13	ELIA Meschack	1 / 0	1	0	1	10	0	0	0	0	3	12	5	0	1
17	BAKAMBU Cedric	3 / 0	1	0	3	22	0	0	0	0	0	5	2	1	1
18	PICKEL Charles	1 / 0	1	0	2	18	4	0	4	2	8	27	11	2	2
20	WISSA Yoane	1 / 0	2	1	2	10	3	0	3	1	4	10	9	2	1
22	MBEMBA Chancel	0 / 0	2	2	0	3	3	0	3	9	3	7	1	4	6
24	KALULU Gedeon	2 / 0	1	0	2	3	3	0	3	7	0	14	4	5	5
26	MASUAKU Arthur	0 / 0	3	1	2	0	0	0	1	6	9	10	0	3	6
6	TSHIBOLA Aaron	1 / 0	1	1	2	6	0	0	0	0	0	4	3	0	1
11	SILAS	0 / 0	1	0	0	9	0	0	1	0	1	9	5	1	0
12	KAYEMBE Joris	2 / 0	1	1	2	1	0	0	1	0	1	5	1	3	1
23	BANZA Simon	0 / 0	0	0	0	7	2	0	2	0	1	3	2	0	0

Out of Possession

Guinea



#	Player	Tackles Made / Won	Blocks	Interceptions	Pressing Direct	Pressing Indirect	Duels Won - Aerial	Duels Won - Physical	Possession Contests won	Clearances	Loose Ball Receptions	Pushing On	Pushing On into Pressing	Possession Regains	Possession Interrupted
22	KONE Ibrahim	0 / 0	0	0	0	0	0	0	0	0	5	0	0	5	0
3	SYLLA Issiaga	2 / 0	3	0	3	4	2	0	2	5	5	9	5	4	5
5	DIAKHABY Mouctar	2 / 0	1	0	1	2	3	0	4	7	7	0	0	6	3
6	DIAWARA Amadou	2 / 0	2	1	1	9	1	0	1	3	5	10	3	1	3
7	GUILAVOGUI Morgan	3 / 0	1	1	5	16	1	0	1	0	0	10	10	2	0
8	KEITA Naby	2 / 1	1	0	2	13	0	0	0	1	7	6	5	2	1
11	BAYO Mohamed	1 / 0	0	0	1	20	0	0	0	0	0	4	1	0	0
12	DIAKITE Ibrahim	1 / 0	1	0	2	7	1	0	2	2	3	7	3	4	0
17	JEANVIER Julian	2 / 0	1	2	2	3	2	0	2	8	5	2	0	7	5
18	CAMARA Aguibou	3 / 0	3	0	8	15	0	0	0	0	5	11	5	0	1
21	SYLLA Sekou	2 / 0	0	0	3	15	0	0	0	0	1	8	6	1	0
2	CONTE Antoine	0 / 0	0	1	0	0	0	0	0	0	0	0	0	1	0
9	GUIRASSY Serhou	0 / 0	0	0	0	2	2	0	2	0	0	2	1	0	0
19	KAMANO Francois	0 / 0	0	0	0	0	0	0	0	0	0	0	0	0	0
23	TOURE Abdoulaye	0 / 0	1	1	2	4	1	0	1	0	0	1	1	1	1
25	CONTE Facinet	0 / 0	0	0	1	1	1	0	1	0	1	0	0	0	0



CAF® | 
**AFRICA CUP
OF NATIONS**
CÔTE D'IVOIRE 23

