



CAF Finance Budget 2022/2023

07/07/2022

Assumptions

- AFCON expected to be held every 2 years
- No revenue expected from WAFCON, WCL and Beach soccer
- Revenue from competitions projected to grow at 25% year on year
- Prize money expected to grow by 10%
- The Africa Schools Program for football Development onboarded

Key Financial Highlights 2022-2023

(In USD '000)

Net Result – Profit \$4.6M

- The total budgeted Net income is expected to be \$ 4.6M with no revenue expected from WCL and WAFCON

A: Revenues: \$132.4M

1. 71% of forecast revenue representing \$94.2M is expected from tournament sponsorship
2. 2021 outstanding entitlements of \$37.6M expected from FIFA

B: Expenses: 127.8M

1. \$35.5M is expected to be spent on subvention to zones and member Associations, the Africa Schools program, VAR usage and investment in capacity building for referees
2. Prize money, travels and accommodation expected to cost \$69.4M
3. 10% increase in administration and premises cost expected



5-Year Budget - Income Statement Summary

(In USD '000)

	2022-2023	2023-2024	2024-2025	2025-2026	2026-2027
Total Revenue	132,392	161,525	165,037	217,825	236,879
Commercial Revenues	94,197	141,440	144,952	197,740	216,794
FIFA Forward Funds	37,610	19,500	19,500	19,500	19,500
Other Income	585	585	585	585	585

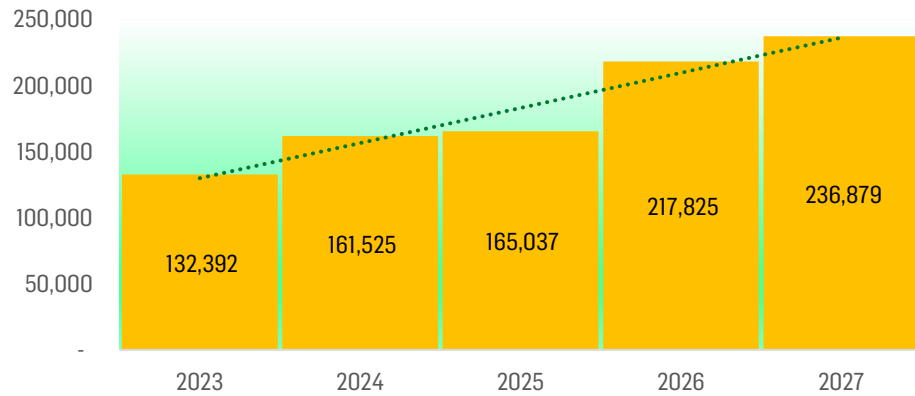
Development Expenses	(35,510)	(36,781)	(39,679)	(41,217)	(42,909)
CAF Development Projects	(12,710)	(13,981)	(15,379)	(16,917)	(18,609)
Subventions to Zones	(9,300)	(9,300)	(10,800)	(10,800)	(10,800)
Subventions to CAF Federations	(13,500)	(13,500)	(13,500)	(13,500)	(13,500)
Competition Expenses	(69,411)	(88,786)	(79,661)	(109,015)	(96,605)
Distribution Expenses – Prize Money	(46,834)	(64,401)	(51,516)	(77,631)	(60,912)
Direct Expenses – Match expenses	(22,577)	(24,385)	(28,145)	(31,384)	(35,693)
General Admin Expenses	(22,903)	(24,513)	(26,250)	(28,126)	(30,151)
Staff Cost	(9,302)	(10,232)	(11,255)	(12,381)	(13,619)
Premises/Equipment / Meetings	(13,601)	(14,281)	(14,955)	(15,745)	(16,532)
Total expenses	(127,824)	(150,080)	(145,590)	(178,358)	(169,665)

Net Income (Loss)	4,568	11,445	19,447	39,467	67,214
Percentage change		151%	70%	103%	70%

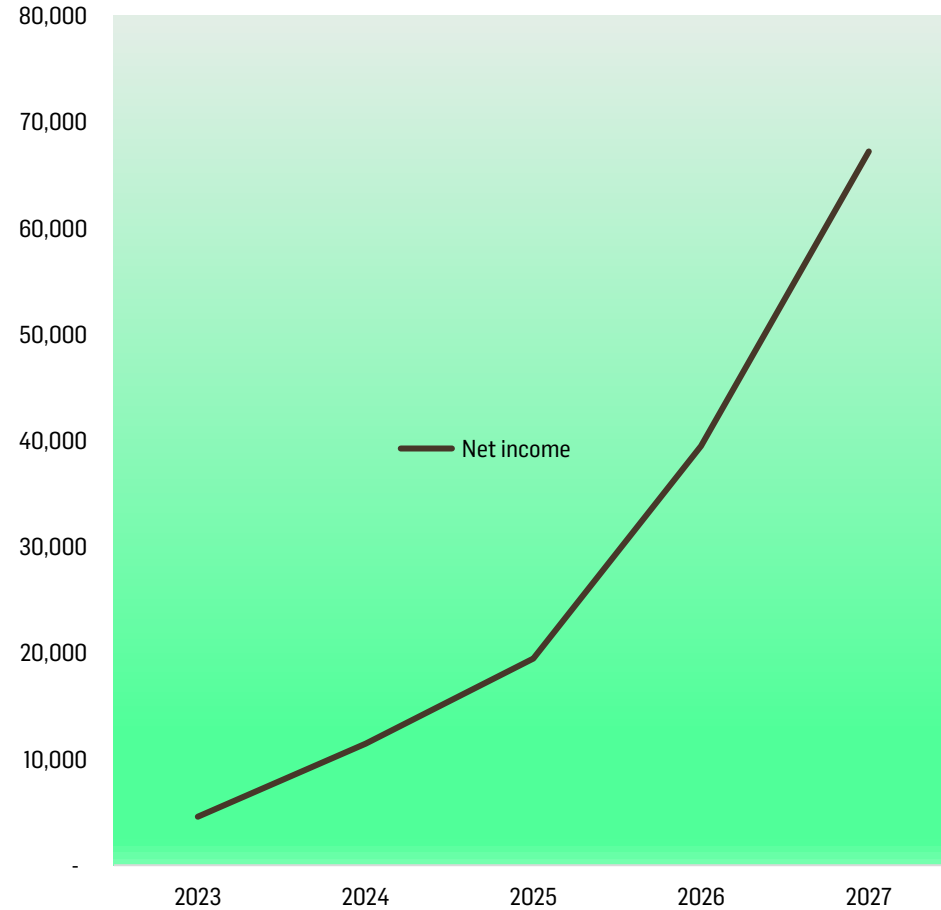
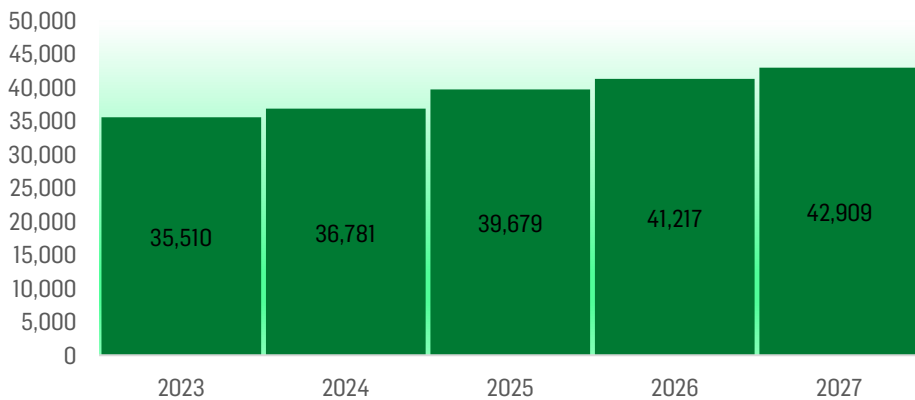


Projected 5 Year Trend Analysis

Revenue Trend



Development Expenses



Competitions Net Results 2022 - 2023

(In USD '000)

(In USD '000)	CHAN	Interclubs Competitions	Women and Youth Competitions	SCUP	Other	Total
Contract Revenues	19,496	36,921	9,259	2,842	25,679	94,197
Prize Money	(5,995)	(20,763)	(7,970)	(358)	(11,748)	(46,833)
Direct Expenses	(1,780)	(4,154)	(2,506)	(457)	(11,663)	(20,559)
Technical Cost	(231)	(780)	(958)	(30)	(20)	(2,019)
Total Competitions Expenses	(8,006)	(25,696)	(11,434)	(844)	(23,431)	(69,411)
Contribution from Competitions	11,490	11,225	(2,175)	1,998	2,248	24,786

Compétitions Net Results 2023 - 2024

(In USD '000)

(In USD '000)	AFCON	CHAN	Interclubs Competitions	Women and Youth Competitions	SCUP	Other	Total
Contract Revenues	50,294	24,370	46,151	11,573	3,552	5,500	141,440
Prize Money	(29,315)	(5,995)	(20,763)	(7,970)	(358)	-	(64,401)
Direct Expenses	(5,263)	(1,958)	(4,569)	(2,756)	(502)	(6,337)	(21,385)
Technical Cost	(779)	(254)	(858)	(1,054)	(33)	(22)	(3,000)
Total Competitions Expenses	(35,357)	(8,207)	(26,190)	(11,780)	(893)	(6,359)	(88,786)
Contribution from Competitions	14,937	16,163	19,961	(207)	2,659	(859)	52,654

Competitions Net Results 2024 - 2025

(In USD '000)

(In USD '000)	CHAN	Interclubs Competitions	Women and Youth Competitions	SCUP	Other	Total
Contract Revenues	30,463	57,689	14,467	4,440	37,894	144,953
Prize Money	(6,595)	(22,839)	(8,766)	(393)	(12,923)	(51,516)
Direct Expenses	(2,154)	(5,026)	(3,032)	(553)	(14,937)	(25,702)
Technical Cost	(280)	(944)	(1,159)	(36)	(24)	(2,443)
Total Competitions Expenses	(9,028)	(28,809)	(12,958)	(982)	(27,884)	(79,661)
Contribution from Competitions	21,435	28,880	1,509	3,458	10,010	65,292

Competitions Net Results 2025 - 2026

(In USD '000)

(In USD '000)	AFCON	CHAN	Interclubs Competitions	Women and Youth Competitions	SCUP	Other	Total
Contract Revenues	55,324	38,079	72,111	18,083	5,550	8,594	197,741
Prize Money	(35,178)	(7,254)	(25,123)	(9,643)	(433)	-	(77,631)
Direct Expenses	(6,315)	(2,369)	(5,529)	(3,335)	(608)	(9,607)	(27,763)
Technical Cost	(935)	(307)	(1,038)	(1,275)	(40)	(26)	(3,621)
Total Competitions Expenses	(42,428)	(9,930)	(31,689)	(14,254)	(1,081)	(9,633)	(109,015)
Contribution from Competitions	12,896	28,149	40,422	3,829	4,469	(1,039)	88,726

Competitions Net Results 2026 - 2027

(In USD '000)

(In USD '000)	CHAN	Interclubs Competitions	Women and Youth Competitions	SCUP	Other	Total
Contract Revenues	47,598	90,139	22,604	6,937	49,516	216,794
Prize Money	(7,979)	(27,635)	(10,607)	(476)	(14,215)	(60,912)
Direct Expenses	(2,606)	(6,081)	(3,669)	(669)	(19,712)	(32,737)
Technical Cost	(338)	(1,142)	(1,403)	(44)	(29)	(2,996)
Total Competitions Expenses	(10,923)	(34,858)	(15,679)	(1,189)	(33,956)	(96,605)
Contribution from Competitions	36,675	55,281	6,925	5,748	15,560	120,189