



CAF[®]

**47TH ORDINARY
GENERAL
ASSEMBLY**

6 OCTOBER 2025 - KINSHASA

2025-2026 BUDGET

CONTENTS

01 |
Foreword from the Chairman of the CAF
Finance Committee.

03 |
Key Highlights for the CAF 2025-2026
Budget.

06 |
CAF 2025-2026 Budget.

09 |
Revenue breakdown for the financial year
2025-2026.

11 |
CAF Commercial Partners.

13 |
Cost breakdown for the financial year
2025-2026.

15 |
Projected competition results.

21 |
CAF Headquarters Projected Talent Pool.





FOREWORD

FOREWORD FROM THE CHAIRMAN OF THE CAF FINANCE COMMITTEE

As Chairman of the CAF Finance Committee, I am honoured to present the 2025–2026 budget of the Confederation of African Football (CAF). This budget reaffirms CAF’s commitment to financial sustainability and growth, improved governance and the continued transformation of African football at all levels. The budget comes at a pivotal time for CAF. African football is expanding its global footprint, attracting unprecedented commercial interest and reasserting its long-term ambitions.

Against this backdrop, the 2025–2026 budget has been designed to implement the objectives outlined by the CAF President, Dr Patrice Motsepe, which is to ensure that CAF and the 54 CAF Member Association are financially self-supporting and the quality of football in Africa is globally competitive. Investment in the development and growth of football for boys and girls in our Member Associations and in the Zonal Unions is also being prioritized in the budget.

REVENUE OVERVIEW

For the 2025-2026 fiscal year, CAF projects total revenue of USD 312.85 million, largely driven by sponsorship revenue of USD 111.24 million. TV & Media rights should contribute USD 81.16 million, reflecting strong broadcaster interest in CAF properties. USD 77.5 million is expected from the commercial undertakings of the new international marketing agency who will be appointed at the conclusion of the competitive tender process. This international marketing agency will be mandated to unlock the extensive potential of CAF’s commercial rights portfolio.

Other income from ticketing, hospitality, and FIFA Forward 3.0 program, are part of the revenue base. A major driver of revenue during this financial year will be the TotalEnergies CAF Africa Cup of Nations Morocco 2025, which is expected to generate record commercial returns. Morocco’s world-class infrastructure and proven hosting capability provide a solid foundation for strong fan engagement, global visibility, and commercial success.

In line with the CAF President’s vision, the 2025-2026 budget features initiatives aimed at driving Football Development in the 54 CAF Member Associations and Zonal Unions.

The objective of President Motsepe is to enable each CAF Member Association to receive USD 1 million per financial year, once the international marketing agency is in operation. This substantial commitment underscores CAF’s pledge to empower its Member Associations in building infrastructure, strengthening governance, and nurturing football talent.

From the 2025–2026 Interclub season, CAF will double the solidarity payment to Clubs eliminated in the preliminary rounds, increasing it by 100%, to USD 100,000 per Club. This initiative is designed to support Clubs at the grassroots of continental Club competitions and ease their financial burdens.

EXPENDITURE OVERVIEW

CAF’s total expenditure is projected at USD 284.39 million, distributed as follows:

- Competition Costs: USD 173.13 million which is 62% of the total expenditure and consist of prize money USD 125.35 million and tournament organization expenses USD 47.78 million.
- CAF Member Associations and Zonal Unions Development Costs: USD 57.8million which is 20% of the total expenditure and consist of direct subventions to CAF Member Associations and Zonal Unions, CAF projects and zonal competitions.
- CAF General Assembly, Executive Committee, Secretariat, Administration and Governance: USD 53.46 million which is 18% of the total expenditure and consist of the cost for running and operating the CAF Bodies as defined in the CAF Statutes.

The resulting budget surplus of USD 28.46 million reinforces CAF’s financial health and provides headroom for strategic reinvestment in critical priorities in subsequent years. I extend my appreciation to the CAF President Dr Patrice Motsepe, the General Assembly, the Executive Committee, the Secretariat and our partners across the football ecosystem for their continued collaboration and trust.

Sincerely,

Fouzi Lekjaa

CHAIRMAN, CAF FINANCE COMMITTEE

BUDGET 2025-2026 HIGHLIGHTS



CAF 2025-2026 BUDGET ASSUMPTIONS

- **Sponsorship revenue** consists of existing **Contract Agreements**.
- **Media revenue** consist of existing **Contract Agreements**.
- **International Marketing Agency** projected revenue is separated from existing contracts.
- **Host nations** are expected to fully adhere to all obligations under **CAF competition hosting agreements**.
- **Prize money** is expected to remain unchanged for the 2025-2026 financial year.
- **All CAF competitions** are expected to proceed as scheduled, with full participation from eligible teams.

REVENUE - USD 312.85M

- Revenue from TV & Media, Sponsorship and International Marketing Agency is expected to be at **USD 269.9M**, representing **86%** of the projected Revenue for the year
- Revenue from Ticketing & Hospitality is expected to be at **USD 20M**
- A further **USD 22.5M** is expected from FIFA Forward 3.0
- Income from other sources is projected at **USD 0.5M**

EXPENSES - USD 284.39M

- **USD 173.13M** is projected to be spent on competitions (Prize money and competition organization)
- **USD 57.8M** is projected for investments in CAF Member Associations, Zonal Unions, Clubs and capacity development
- **USD 53.46M** is projected for CAF General Assembly, Executive Committee, Secretariat, Administration and Governance

EXPECTED NET RESULT

A surplus of **USD 28.46M** is projected for the 2025-2026 financial year.

CAF 2025-2026 BUDGET

BUDGET 2025-2026	AMOUNT (IN USD '000)
TV & Media	81,156
Sponsorship	111,241
Media & Sponsorship Partner	77,500
Ticketing & Hospitality	20,000
Other Income	455
FIFA Forward 3.0	22,500
Expected Total Revenue	312,853
Subvention to Member Associations	18,900
Subvention to Zones	4,500
FIFA Subvention - Zonal Development competitions	7,500
CAF Development Projects	16,500
Africa Club Association	400
Eliminated Clubs Solidarity Support	10,000
Development Cost	57,800
Distribution Expenses (Prize Money)	125,348
Competition Organization Expenses	47,780
Competition Cost	173,128
EXCO/Zonal Presidents/ACA chairman Allowance	4,200
Member Association Presidents Allowances	2,700
Committees Allowances	2,720
General Assembly and CAF Awards	5,762
Competition Cost	15,382
Staff Cost	16,358
Premises	6,620
Equipment & Licensing	2,593
Travel & International Relations	5,000
Other expenses	7,510
Administration Cost	38,081
Expected Total Expenses	284,391
Expected Net Result For The Year	28,462
Expected Headcount For The Year	162





CAF 2025-2026 BUDGET – REVENUE BREAKDOWN

Total revenue for the 2025-2026 financial year is expected to rise to **USD 312.85M** with the hosting of the TotalEnergies CAF Africa Cup of Nations (AFCON), Morocco 2025.

This represents a **88%** increase from the revenue for the 2023-2024 AFCON financial year.

TELEVISION & MEDIA

USD 81.2M: We expect a **7%** year on year growth in the TV revenues.

Compared to AFCON year 2023-2024, revenues are expected to grow by **21%**.

This projected revenue is from fully signed contracts which is guaranteed.

SPONSORSHIP & INTERNATIONAL MARKETING AGENCY

USD 188.7M: Being a TotalEnergies CAF Africa Cup of Nations year, the growth is expected to increase by **USD 165.4M**.

TICKETING & HOSPITALITY

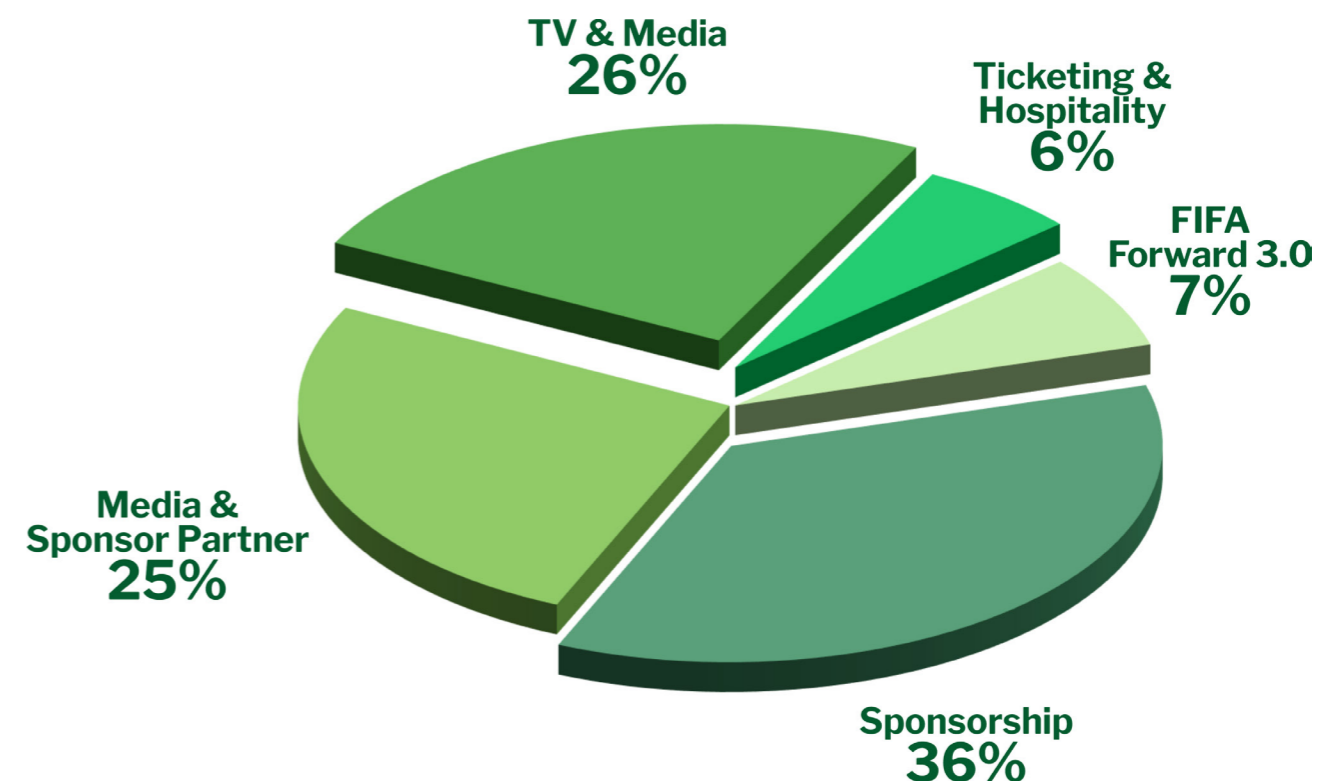
USD 20M: Ticketing and Hospitality is expected to rake in **USD 20M** for 2025-2026 financial year

FIFA FORWARD 3.0

USD 22.5M: The partnership with FIFA is expected to continue with a grant of **USD 15M** to support development programs by CAF.

A total of **USD 7.5M** will be dedicated to five competitions in the Zonal Unions

BUDGETED REVENUE PERCENTAGE SPLIT FOR THE 2025-2026 FINANCIAL YEAR



CAF COMMERCIAL PARTNERS

OFFICIAL TITLE SPONSOR



TotalEnergies

OFFICIAL GLOBAL PARTNERS



VISA



1XBET



الخطوط الملكية المغربية
royal air maroc

TECNO



OFFICIAL SPONSORS

QNET

✓ Rexona®

DANONE

LONACI
LOTERIE NATIONALE DE CÔTE D'IVOIRE

APSONIC®

Midea®
air conditioner

AGL
AFRICA GLOBAL LOGISTICS



La vache qui rit®



CAF 2025-2026 BUDGET COST BREAKDOWN

Total expenses for the 2025-2026 financial year is expected to rise to **\$284.4M** as CAF hosts several major international tournaments and increases its investment in the game on the African continent.

This would represent a **97.5%** increase from the expenses for the 2024-2025 financial year.



CAF 2025-2026 BUDGET – COST BREAKDOWN

USD 246.3M representing **86%** is earmarked for direct investment in Football development.

USD 125.35M is projected to be used in settling prize money for 10 planned competitions for the 2025-2026 financial year.

USD 47.78M is expected to be used for competition organization.

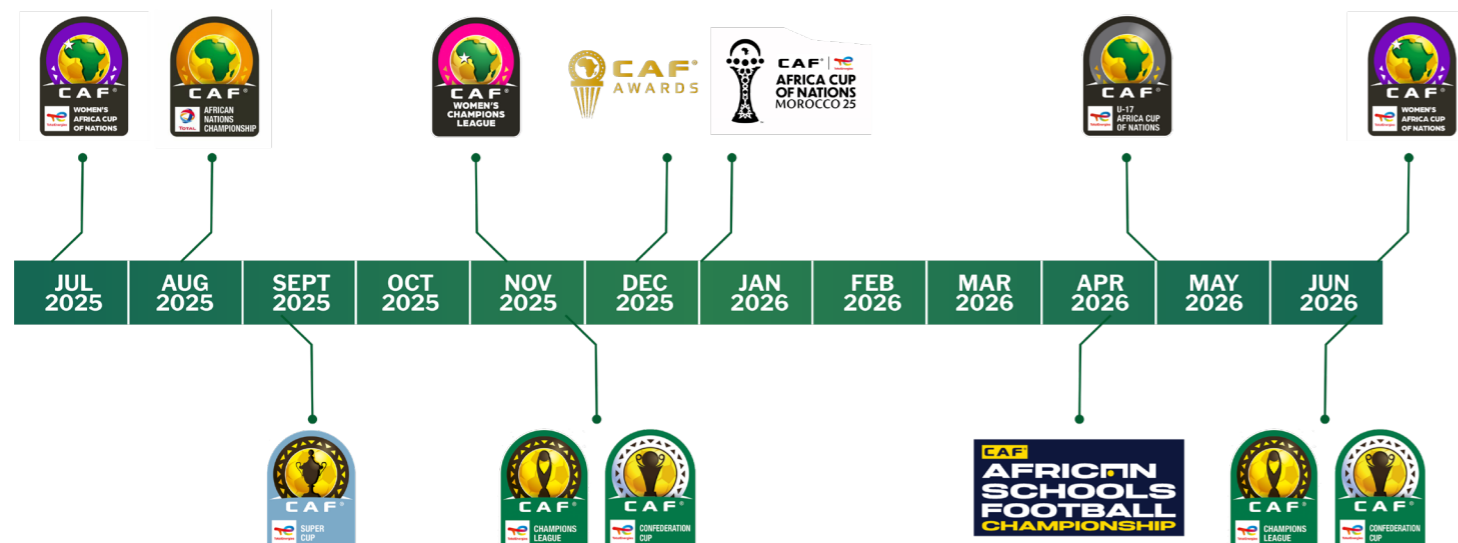
USD 57.8M is dedicated to CAF's football development programs focusing on support to Member Associations, Zonal Unions, grassroots and Club football development.

USD 15.38M is dedicated towards General Assembly, CAF Awards, Executive Committee, Statutory Committees and Member Association Presidents' allowance.

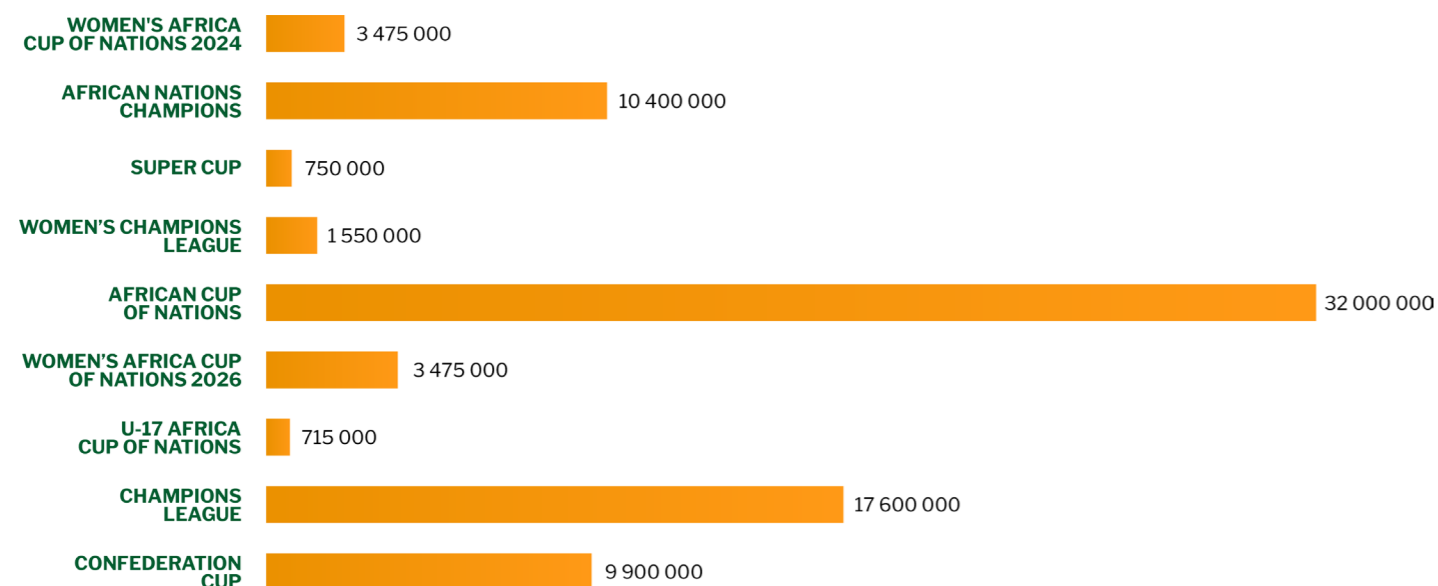
USD 38.08M is projected to be expended on the CAF administration, new CAF Head Office, Legal, Property Management, Travel and International relations.

PROJECTED COMPETITION RESULTS

COMPETITION AND EVENTS TIMELINE 2025-2026



PRIZE MONEY PER COMPETITION



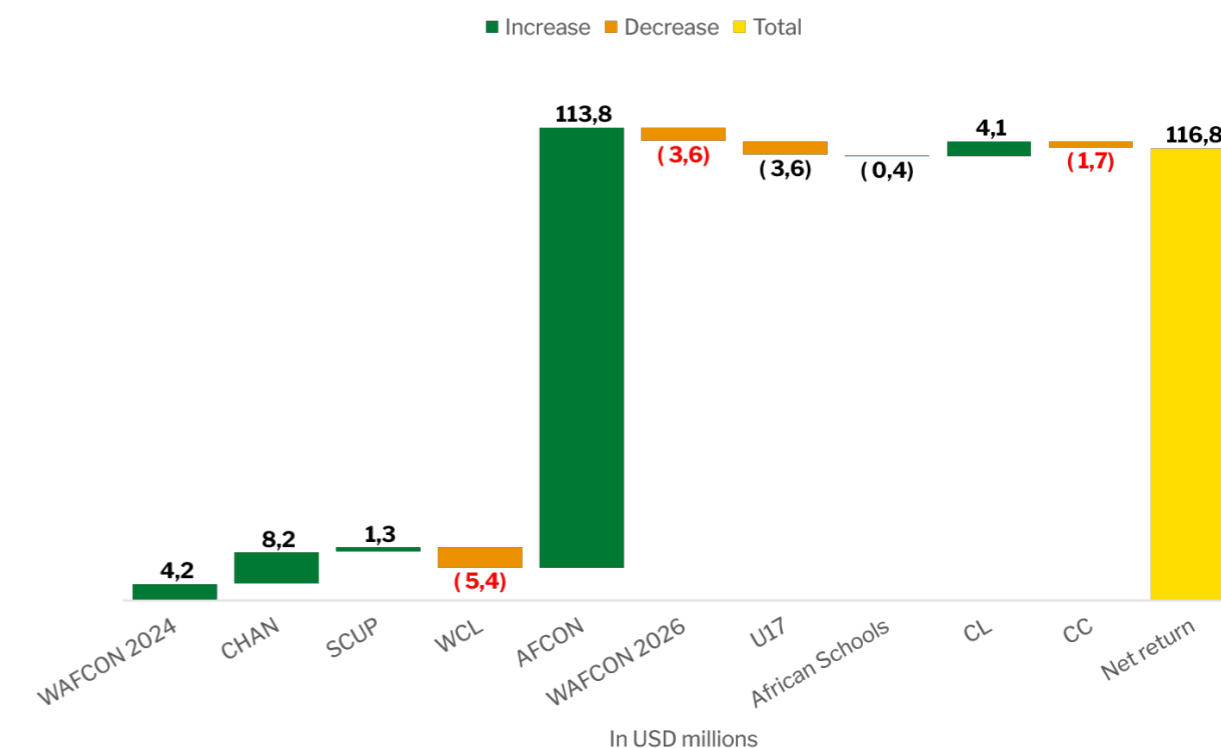
PROJECTED REVENUE PER COMPETITION

(In USD '000)	WAFCON 2024	CHAN 2024	SCUP 2025	WCL 2025	AFCON 2025	WAFCON 2026	U17 2026	African Schools 2025	CL 2026	CC 2026	Total
TV & Media Partners	3,311	14,882	595	181	46,474	246	-	-	10,626	4,841	81,156
Sponsorship Partners	8,957	15,902	2,621	270	126,158	4,544	-	2,487	17,751	10,051	188,741
Ticketing and Hospitality	-	1,000	-	-	19,000	-	-	-	-	-	20,000
Revenue	12,268	30,784	3,217	451	192,632	4,790	-	2,487	28,392	14,908	289,928
Prize Money	3,475	10,400	750	2,350	32,000	3,475	715	-	17,600	9,900	78,515
CAF Legacy	-	6,157	-	-	38,526	-	-	-	-	-	25,949
Direct Expenses	4,631	6,037	1,176	3,480	8,262	4,933	2,926	2,895	6,721	6,720	42,175
Net Results	4,162	8,190	1,291	(5,379)	113,844	(3,617)	(3,641)	(408)	4,071	(1,712)	116,799

PROJECTED COMPETITION RESULTS

Five out of the 10 tournaments in scope are expected to generate profit with AFCON 2025 projected to contribute **USD 113.8M**.

Development competitions involving women and youth are projected to have a net deficit as the main objective is to foster talent, increase participation and grow the sport at these levels.





INVESTMENT IN FOOTBALL SUSTAINABILITY IN CAF MEMBER ASSOCIATIONS, ZONAL UNIONS AND CLUBS

SUPPORT TO CAF MEMBER ASSOCIATIONS

Annual support of USD 400,000 expected to increase with the ongoing project in engaging an International Marketing Agency for CAF.

SUPPORT TO CAF ZONAL UNIONS

Annual support of \$750 000.

SUPPORT TO CLUBS IN AFRICA

CAF to double the solidarity payment to Clubs eliminated in the preliminary rounds, increasing it by 100%, to \$100 000 per Club.

INVESTMENT IN WOMEN FOOTBALL AND AFRICAN CLUB ASSOCIATION

WAFCON PRIZE MONEY

WAFCON prize money increased from \$2 400 000M to \$3 475 000M.

WOMEN ONLY COACHES EDUCATION

(Training Budget earmarked for CAF B, C and D License Courses) To bridge the gender gap in coaching.

SUPPORT TO THE AFRICAN CLUB ASSOCIATION

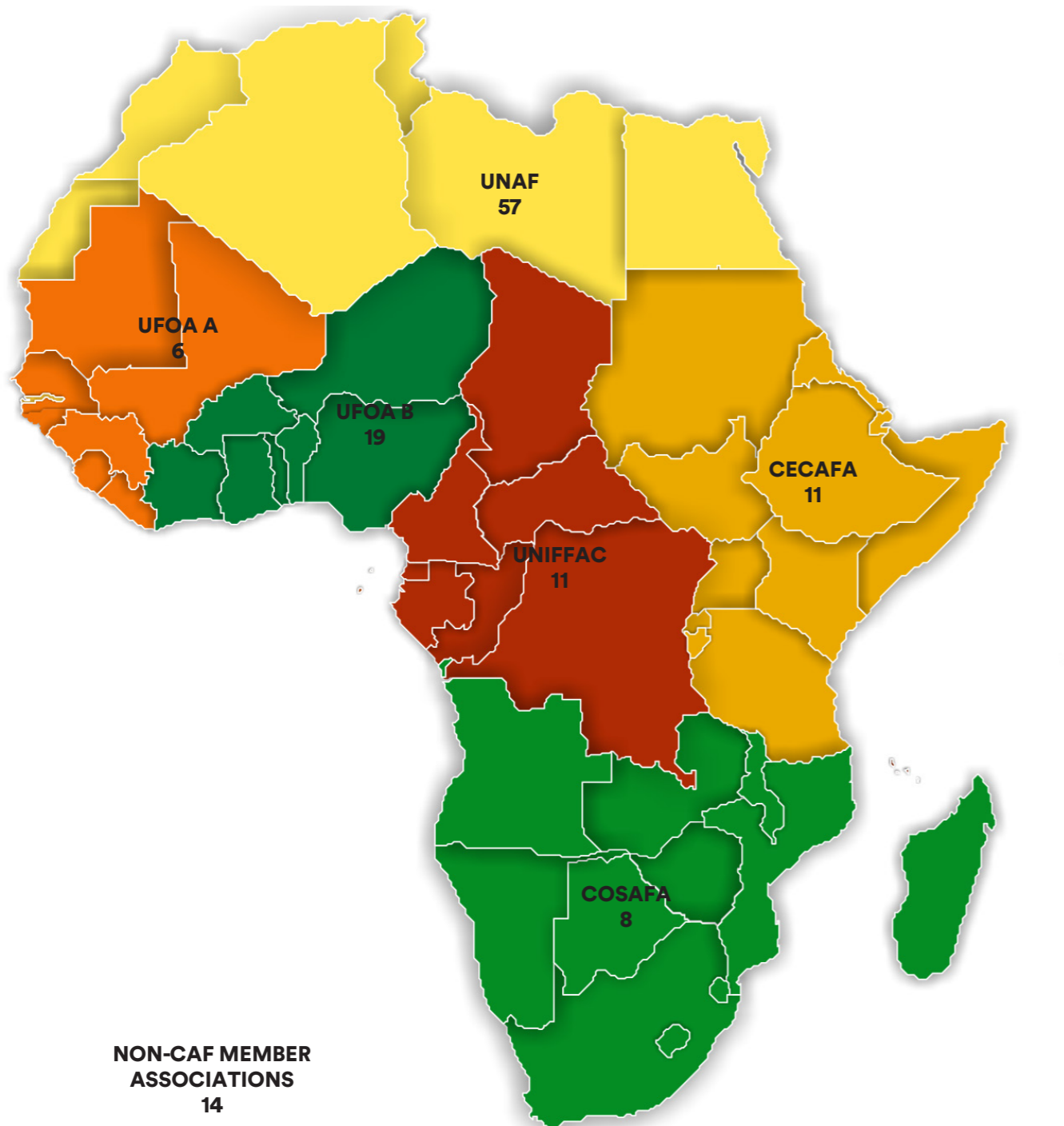
Annual support of \$400 000 in 2025-2026. This is expected to increase to \$500 000 in 2026-2027.



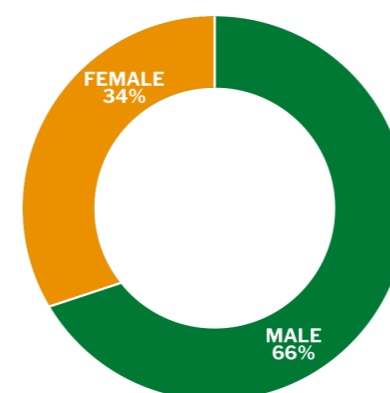




CAF HEADQUARTERS PROJECTED TALENT POOL



ZONE	COUNTRY	NUMBER OF STAFF	ZONE	COUNTRY	NUMBER OF STAFF
CECAFA	Burundi	3	WAFU B	Benin	2
	Djibouti	1		Burkina Faso	1
	Ethiopia	1		Cote D'Ivoire	4
	Kenya	4		Ghana	7
	Tanzania	1		Nigeria	4
	Uganda	1	UNIFFAC	Cameroon	4
COSAFA	Comoros	1		Chad	1
	Madagascar	1		DR Congo	1
	South Africa	3		Gabon	2
WAFU A	Eswatini	1	NON-CAF MEMBER ASSOCIATIONS	Portugal	1
	Mali	1		Brazil	1
	Senegal	3		France	8
UNAF	Sierra Leone	2		Germany	2
	Egypt	52		Italy	2
	Morocco	5		Norway	1
	Tunisia	1		Switzerland	2
				Syria	1
			JUNE 2025 HEADCOUNT		125
			JUNE 2026 PROJECTED HEADCOUNT		162



AGE BRACKET	COUNT	PROJECTED
Below 30	15	30
30-50	98	120
Above 50	12	12
TOTAL	125	162





The reproduction of articles is prohibited unless permission is sought from the Confederation of African Football (CAF).

Permission to reproduce photos must be sought from the individual photo agency concerned.

The CAF logo is a registered trademark. The official emblems of the respective CAF tournaments are trademarks of CAF.

© 2025 CAF

3 Abdel Khalek Tharwat Street,
El Hay El Motamayez,
P.O. Box 23,
6th October City,
EGYPT

www.CAFonline.com
Tel: +202 382 472 72
Email: info@cafonline.com